

Patient satisfaction with the BETACONNECT™ autoinjector for interferon beta-1b

Ivonne Weller¹
Anna Saake¹
Thomas Schreiner¹
Julika Vogelreuter¹
Nicolas Petroff²

¹Bayer Vital GmbH, Leverkusen, Germany; ²Vitartis Medizin-Service GmbH, Göttingen, Germany

Purpose: Multiple sclerosis (MS) is a chronic demyelinating, degenerative disease requiring long-term treatment. Patient adherence to treatment may be challenging in such scenarios, especially since treatment often involves self-injection, for example, with interferon beta-1b during therapy. BETACONNECT™ is a novel electronic autoinjector for patient support in interferon beta-1b administration. The purpose of this survey was to assess patient satisfaction with the BETACONNECT™ device and its features.

Patients and methods: A total of 2,299 MS patients using the BETACONNECT™ device were asked to participate in a survey in October 2014. All of these candidates participated in the BETAPLUS® program and had provided written informed consent. The participants were asked to answer 13 device-related questions.

Results: Of these candidates, 1,365 replied to the questionnaire, with more than 60% of the participants being 40–59 years of age. Among them, 69% were women and 21% were men (10% not specified). Approximately half of the participants received treatment with interferon beta-1b for more than 5 years. Most participants (85%) had used self-injection devices before, with 59% previously using BETACOMFORT®, 23% using BETAJECT® Comfort, and 3% using BETAJECT® Lite, while less than 4% manually injected interferon beta-1b. The majority of the participants had received the BETACONNECT™ device from a BETAPLUS® nurse (87%) and 48% had already used the device for more than 2 months (49% for 2 months or less). Among the participants, more than 90% evaluated the BETACONNECT™ device as “very helpful” or “helpful” in supporting their interferon beta-1b therapy with only marginal sex differences. Features that were rated “very important” by more than half of the participants included adjustability of injection speed and depth, contact sensor for avoidance of unintentional release, optical and acoustic signals, and rechargeable battery.

Conclusion: The vast majority of patients rated the BETACONNECT™ device as very helpful or helpful for their treatment with interferon beta-1b, and many considered most features as “very important”. In conclusion, usage of the BETACONNECT™ autoinjector may facilitate interferon beta-1b therapy and support adherence to long-term therapeutic regimen.

Keywords: relapsing–remitting multiple sclerosis, RRMS, immunomodulatory therapy, electronic autoinjector, patient survey

Introduction

Multiple sclerosis (MS) is a chronic inflammatory disease of the central nervous system, commonly manifesting between 20 and 40 years of age. Among neurological disorders, MS is the most common reason for permanent disability in young adults and for premature retirement.¹ Strategies for early intervention in MS commonly comprise first-line disease-modifying drugs (DMDs), including injectable interferon beta preparations for long-term administration.²

Correspondence: Ivonne Weller
Bayer Vital GmbH, Kaiser-Wilhelm-Allee
70, 51373 Leverkusen, Germany
Tel +49 214 30 51143
Fax +49 214 30 51056
Email ivonne.weller@bayer.com

Although common first-line DMDs have been shown to be effective, safe, and tolerable for decades, therapeutic success is particularly dependent on patients' adherence to long-term application of their prescribed medication.^{1,3} Besides forgetfulness, which in some cases might be caused by cognitive impairment, reduced fine motor skills due to MS progression may complicate self-injections and promote nonadherence.^{3,4} In addition, injection anxiety, being tired of injections, insufficient efficacy, depression, injection site reactions, and flu-like symptoms are common reasons for nonadherence to therapeutic regimens.^{3,4}

In order to overcome injection-related factors interfering with patient comfort and treatment adherence, a variety of injection devices for most DMDs have been developed and evaluated with respect to patient satisfaction.^{5–11} Besides simplicity, safety, and reliability,⁷ patients favor specific features of injection devices such as adjustable injection settings,¹⁰ hidden needle, multidose cartridge, and acoustic signaling,¹¹ as well as on-screen instructions, skin sensor, and confirmation of end of injection.⁶

Here, we report the results of a survey conducted among MS patients using the new electronic autoinjector BETACONNECT™ for subcutaneous interferon beta-1b therapy (BETAIFERON®). The aim of this survey was to investigate patient satisfaction with the features of the device in daily routine and its support in interferon beta-1b treatment.

Materials and methods

Patients

In October 2014, 2,299 patients were contacted for this survey. Prerequisites were participation in the BETAPLUS® program,^{12–14} usage of the BETACONNECT™ device, and the patients' previous consent to be contacted in written form. Of these patients, 1,730 (75%) were women and 569 (25%) were men. Most MS patients who received the questionnaire were between 40 and 59 years of age (56%). The remainder of the patients were distributed as follows: 2.3% (<20 years), 9.3% (20–29 years), 19.6% (30–39 years), 11.9% (>59 years), and 0.9% (not specified).

BETACONNECT™ device

The BETACONNECT™ device is a novel autoinjector for self-administration of interferon beta-1b, which was introduced into the German market in May 2014 (Bayer Vital GmbH, Leverkusen, Germany). In comparison with preceding models (BETACOMFORT®, BETAJECT® Comfort, and BETAJECT® Lite), BETACONNECT™ has several unique features: BETACONNECT™ is an electronic device

(previous models were mechanical), which is equipped with a reminder function for the next injection, a contact sensor for avoidance of unintentional release, and the possibility of transferring the injection history in a calendar view into myBETAapp® (myBETAapp® is currently being adjusted for connectivity to BETACONNECT™ – until finalization of the app, accruing data are collected and stored in the device). In addition, the injection process is adjustable for speed in three different settings. The newly developed four-phase injection technology of BETACONNECT™ includes an additional step compared with the preceding model (BETACOMFORT® with three-phase injection technology): After injection, the needle remains in the skin for a short while in order to minimize injection site reactions. Furthermore, the novel device is equipped with a rechargeable battery.

Additional features of this device are silent electronic injection with a hidden needle, adjustable injection depth (according to personal preferences, patients can choose from 8, 10, and 12 mm injection depths), and optical and acoustic signals at the end of the injection (Figure 1).

Questionnaire

The questionnaire and a cover letter were sent to the patients by mail. The questionnaire comprised 13 questions, covering receipt of the BETACONNECT™ device (eg, by a BETAPLUS® nurse) and support with respect to handling instructions, the duration of the interferon beta-1b therapy, previous utilization of autoinjectors, and duration of the BETACONNECT™ usage. In addition, several questions addressed patient satisfaction with the BETACONNECT™ device and its features regarding support in the interferon beta-1b therapy. Particularly, patients were asked to evaluate specific functions of the device such as hidden needle during the entire injection process, adjustability of injection speed and depth, contact sensor for avoidance of unintentional release, optical and acoustic supervision of the injection process, reminder function, and the rechargeable battery. Furthermore, participants were asked to indicate the probability of recommending the BETACONNECT™ device.

The results of the survey are represented as mean values. Statistical tests were not performed.

Results

The questionnaire was answered by 1,365 participants, corresponding to 59% of the contacted MS patients. Table 1 gives an overview over the demographic characteristics of the patients. Among the participants, 69% were women and 21% were men (10% not specified). Most participants

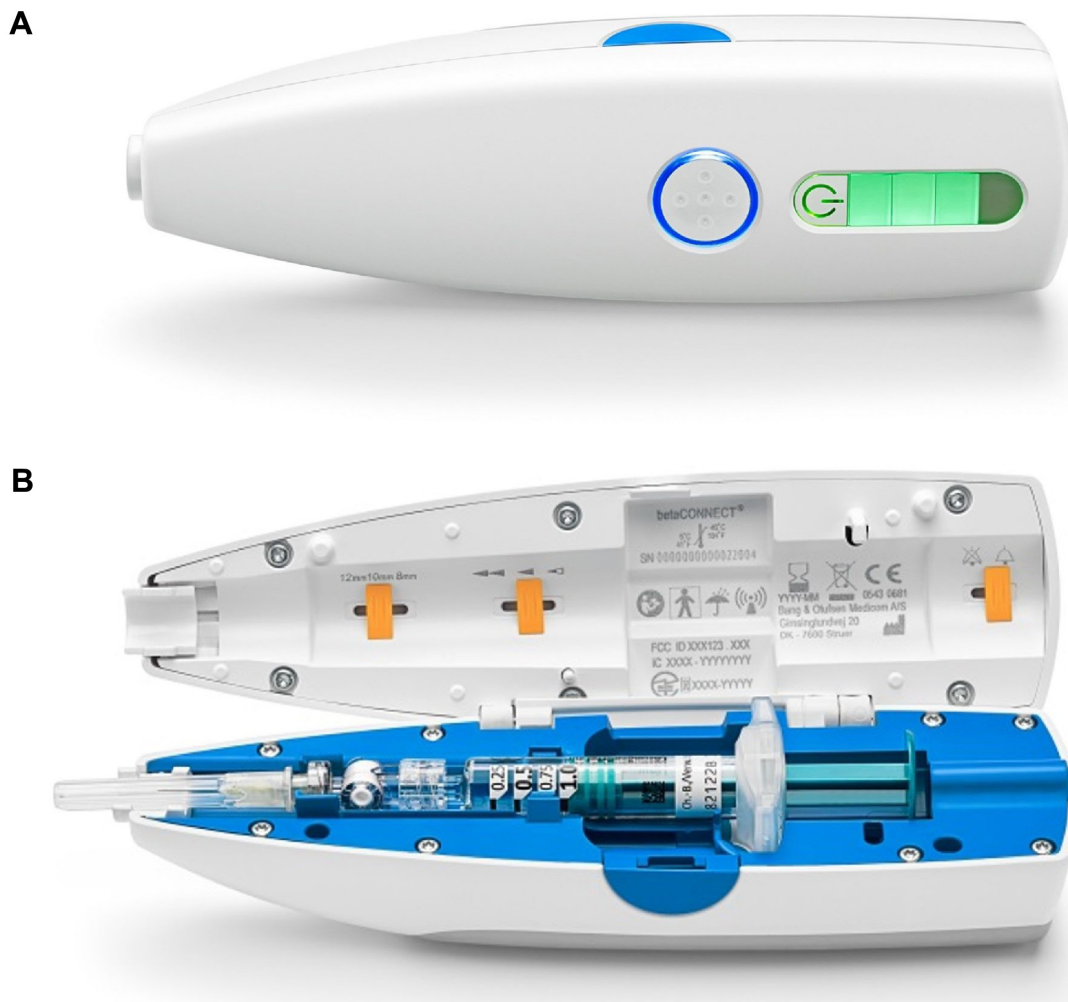


Figure 1 The BETACONNECT™ device.

Notes: (A) The electronic autoinjector BETACONNECT™ has an ergonomic, user-friendly design with optical and acoustic control of the injection process. (B) The syringe for interferon beta-1b release is placed into the autoinjector. The needle is hidden during the entire injection process. Besides other features, the device contains a contact sensor for avoidance of unintentional release.

were ≥ 40 years old (30% of the total population between 40 and 49 years and 40% ≥ 50 years of age), with similar age distribution between sexes (Table 1). Half of the patients received interferon beta-1b-treatment for more than 5 years at the time of this survey, while 21% received interferon beta-1b therapy for 2–5 years, 11% for 1–2 years, and 16% for less than 1 year. Consequently, most of the patients had received their MS diagnosis before 2010 (64%), while the remainder of the patients were diagnosed between 2010 and 2014. Again, no relevant differences were observed between men and women (Table 1).

At the time of the survey, nearly half of the participants (48%) had already used the BETACONNECT™ device for more than 2 months, 38% between 1 and 2 months, and 11% for less than 1 month (Table 2). The majority of patients had received their device by a BETAPLUS® nurse (87%),

followed by medical personnel in clinical practice (9%) (Table 2). Most patients were experienced in using injection devices (BETACOMFORT®: 59%, BETAJECT® Comfort: 23%, BETAJECT® Lite: 3%), while only 4% of the patients had injected interferon beta-1b manually before receiving BETACONNECT™ (11% not specified) (Table 2).

The BETACONNECT™ device was rated as “very helpful” in supporting interferon beta-1b therapy by 67% of the total population ($n=1,365$) and as “helpful” by 25%. Only 6% of the patients regarded the BETACONNECT™ as “less helpful” or “not helpful” (1.5% not specified) (Figure 2A). Again, no major differences were observed between men and women (Figure 2B). Utilization of the BETACONNECT™ seems to be more helpful early in therapy, as 73% of the patients voted “very helpful” within the first year of therapy and 74% within the second year. The proportion of patients

Table 1 Demographic characteristics of participants

Demographic characteristics	Total (%)	Men (%)	Women (%)	Not specified (%)
Patients				
Contacted	2,299 (100)	569 (25)	1,730 (75)	0 (0)
Participants	1,365 (59)	288 (21)	935 (69)	142 (10)
Age distribution of participants (years)				
≤20	24 (2)	3 (1)	20 (2)	1 (1)
20–29	98 (7)	18 (6)	78 (8)	2 (1)
30–39	241 (18)	47 (16)	182 (20)	12 (9)
40–49	407 (30)	95 (33)	299 (32)	13 (9)
≥50	551 (40)	122 (42)	342 (37)	87 (61)
Not specified	44 (3)	3 (1)	14 (2)	27 (19)
Duration of BETAFFERON® treatment in participants (years)				
<1	220 (16)	45 (15)	156 (17)	19 (13)
1–2	153 (11)	42 (15)	99 (11)	12 (9)
2–5	288 (21)	64 (22)	199 (21)	25 (18)
>5	688 (50)	136 (47)	477 (51)	75 (53)
Not specified	16 (1)	1 (<1)	4 (<1)	11 (8)
MS diagnosis of participants				
Before 2010	879 (64)	176 (61)	615 (66)	88 (62)
2010–2011	125 (9)	29 (10)	86 (9)	10 (7)
2012–2013	178 (13)	45 (16)	124 (13)	9 (6)
2014	101 (7)	28 (10)	70 (7)	3 (2)
Not specified	82 (6)	10 (3)	40 (4)	32 (23)

Note: Percentages may not add up to 100% due to rounding.

Abbreviation: MS, multiple sclerosis.

regarding the device as “very helpful” declined to 64% of patients who were treated with interferon beta-1b for 2–5 years and to 66% of patients treated for ≥5 years (Figure 2C). This effect was even more pronounced within the first year of therapy: 81% of the patients who had started interferon beta-1b treatment within the previous 6 months regarded BETACONNECT™ as “very helpful” (data not shown).

Table 2 BETACONNECT™ – specific characteristics of participants

Demographic characteristics	Total (%)
Duration of BETACONNECT™ usage (months)	
<1	151 (11)
1–2	514 (38)
>2	658 (48)
Not specified	42 (3)
Delivery of BETACONNECT™ by:	
BETAPLUS® nurse	1,192 (87)
Doctor/nurse in clinical practice	116 (9)
Doctor/nurse in hospital	29 (2)
Other	4 (<1)
Not specified	24 (<2)
Previously used injection method/device	
BETACOMFORT®	808 (59)
BETAJECT® Comfort	308 (23)
BETAJECT® Lite	47 (3)
Manually	52 (4)
Not specified	150 (11)

Among participants not specifying the duration of their therapy, the proportion who also did not specify their rating of BETACONNECT™ nearly reached 63% (Figure 2C).

Further, the questionnaire addressed specific functions and features of the BETACONNECT™ device. At first, participants were asked to evaluate which functions of the BETACONNECT™ device were most supportive in their therapy. Most patients appreciated easy handling of the device (23%), followed by more comfortable injection (14%), no need of manual injections (9%), less skin irritations (6%), availability of a reminder function (6%), and further features (27% not specified) (n=1,365, Figure 3A). The vast majority of patients in the rating had used injection devices before (between 81% and 92%; data not shown). Of those patients opting “less skin irritations”, 97% rated the device as “very helpful/helpful” and 90% used the device at least for 1 month already. Within the category “other” (3%) (Figure 3A), patients most frequently appreciated that BETACONNECT™ is a good device and a modern advancement. Further responses in this section included less side effects, individual settings, and no noise from a mechanic spring anymore (data not shown). Interestingly, more women rated the substitution of manual injections to be especially supportive than men (11% vs 6%, respectively; data not shown).

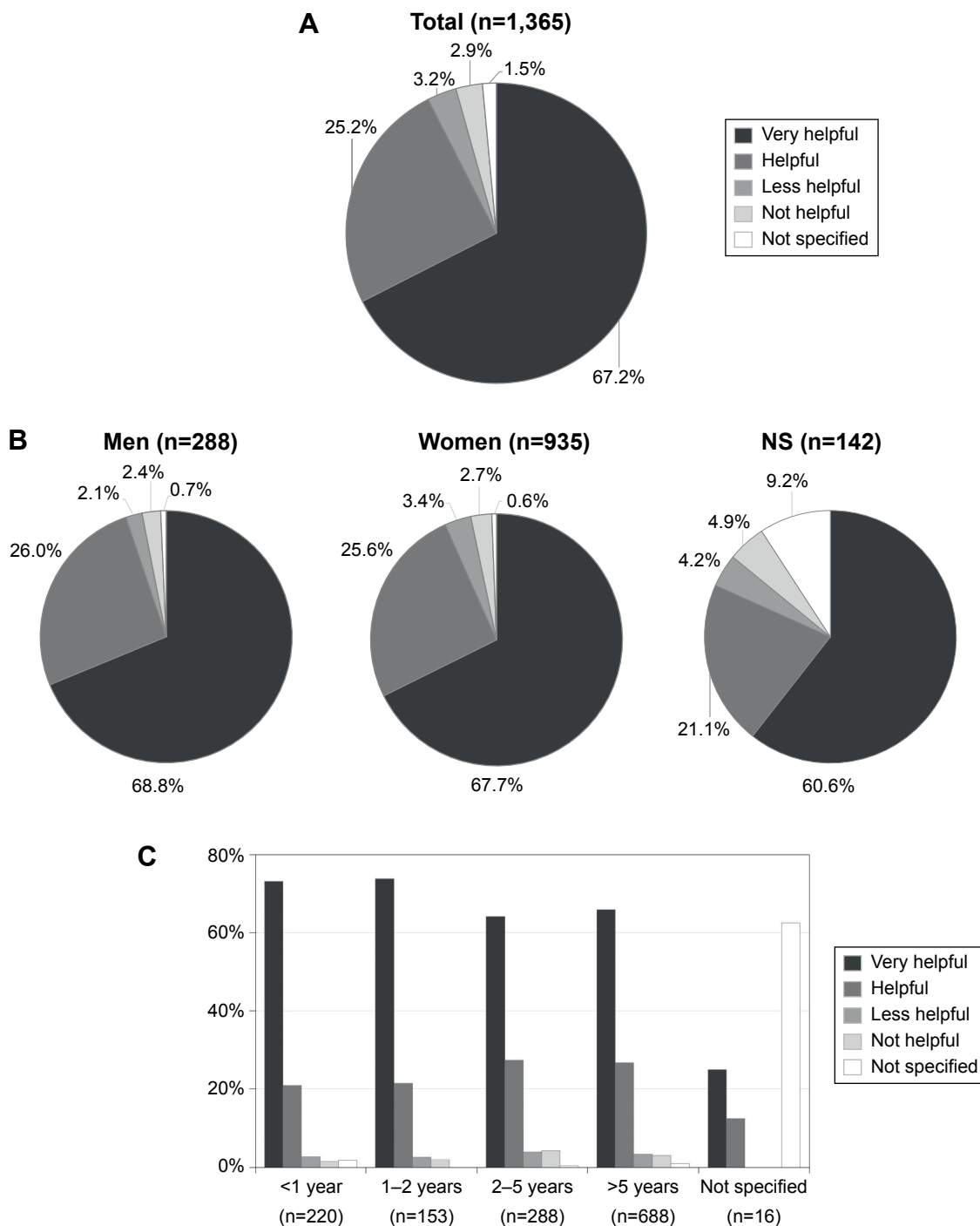


Figure 2 Rating of the support provided by the BETACONNECT™ device in interferon beta-1b therapy. **Notes:** Patient evaluation of the support provided by the autoinjector (A) in the total survey population and substratified for (B) men, women, and patients without sex specification as well as for (C) duration of interferon beta-1b therapy. Rating scale comprised “very helpful”, “helpful”, “less helpful”, “not helpful”, and “not specified”. Values are represented as mean percentages. **Abbreviation:** NS, not specified.

Subsequently, patients evaluated the importance of individual BETACONNECT™ features (n=1,365; multiple selections possible). Most important features were the rechargeable battery (93%), optical and acoustic signals at injection end (92%), LED display for state of battery charge

(91%), adjustable injection depth (90%) and speed (86%), and contact sensor (82%) (Figure 3B), with no relevant differences between men and women (data not shown). The ratings were similar after stratifying for the different BETACONNECT™ features for duration of interferon

beta-1b treatment (Figure 3C). With regard to the rating categories “less important/not important”, the reminder function (48%), invisible needle (36%), ergonomic design (27%), silent injection process (24%), and LED display for injection progress (22%) were most often chosen (Figure 3B), regardless of therapy duration (Figure 3C), age, or time since diagnosis (data not shown).

Also, participants were asked to score BETACONNECT™ with grades from “very good” to “unsatisfactory”. In this

rating, nearly 90% of the patients evaluated the device as “very good/good”, while only 2.5% rated the autoinjector as “inadequate/unsatisfactory” (Figure 4A).

Finally, patients were asked if they would recommend the BETACONNECT™ device for interferon beta-1b therapy. While 89% of the total population (n=1,365) would recommend the device (men: 91%; women: 90%, patients without sex specification: 77%), only 7.4% of the patients rated this question with “less likely/very unlikely” (3.5%

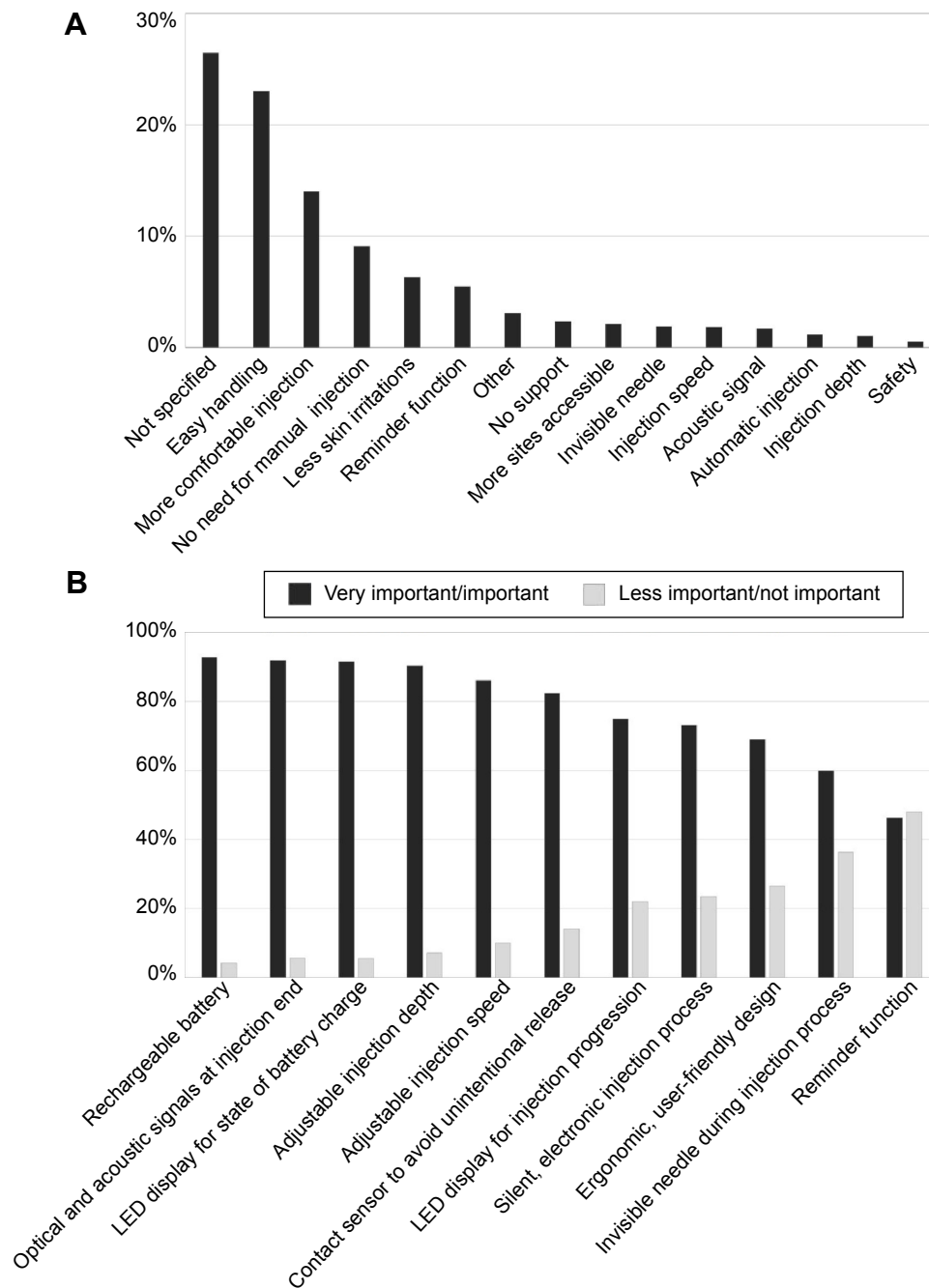


Figure 3 (Continued)

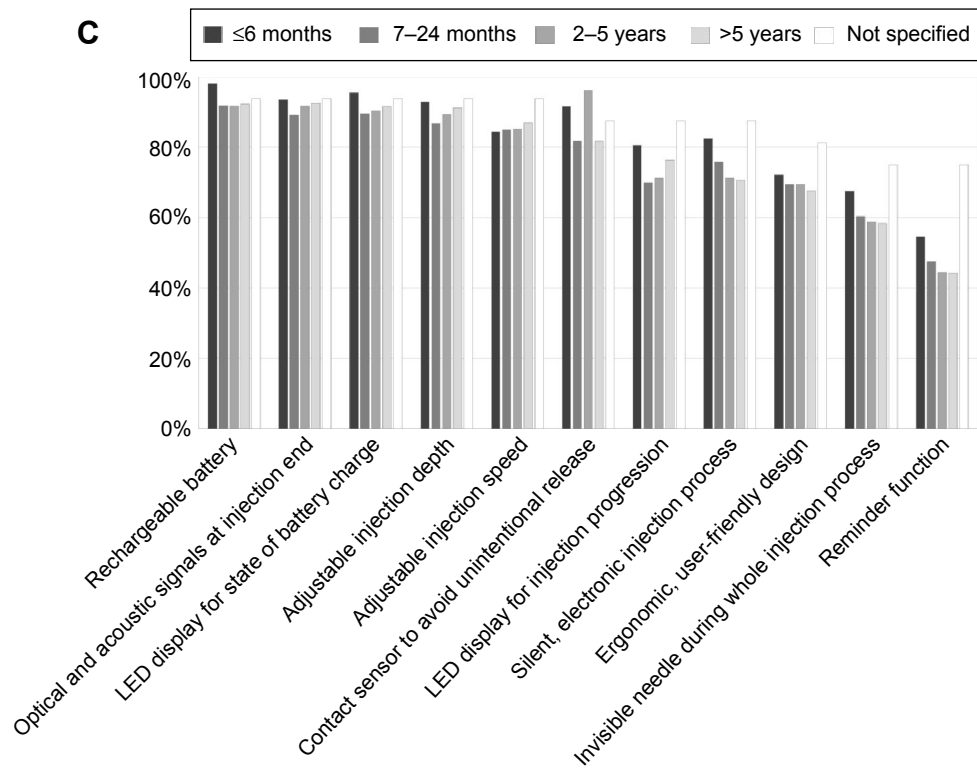


Figure 3 Rating of the BETACONNECT™ function and features in patient support (n=1,365). **Notes:** Evaluation of features by provision of support (A) in therapy and (B) substratified for the categories “very important/important” and “less important/not important”. (C) Rating of features as “very important/important” substratified for duration of therapy. (B, C) Multiple selections possible.

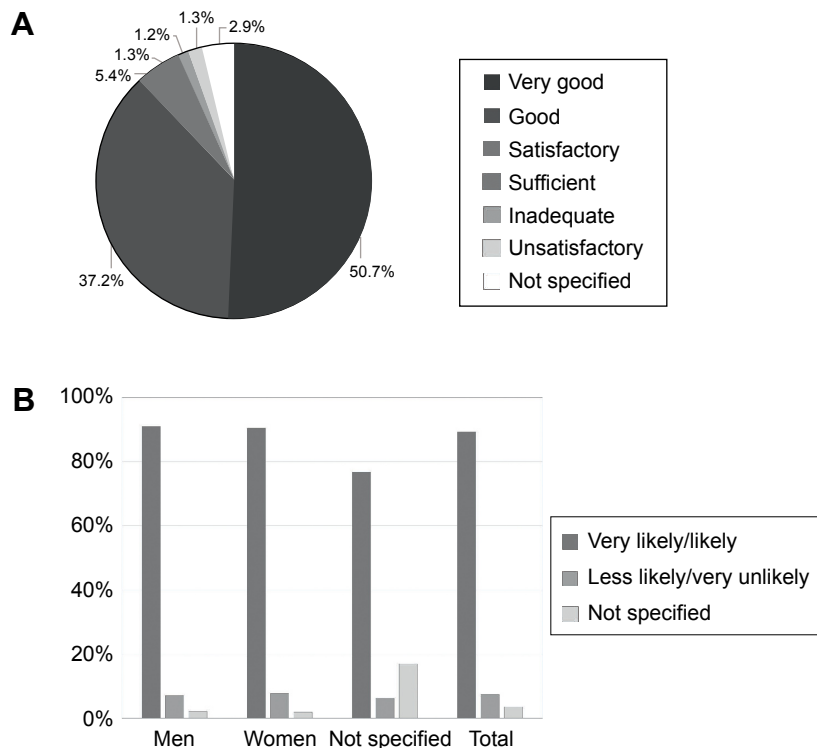


Figure 4 Evaluation of the BETACONNECT™. **Notes:** (A) Rating of the autoinjection device with ranking from “very good” to “unsatisfactory”. (B) Proportion of patients, who would recommend BETACONNECT™, categorized by “very likely/likely” and “less likely/very unlikely” and substratified for the total population, men, women, and the proportion without sex specification. Values are represented as mean percentages.

not specified) (Figure 4B). Among the latter patients, 42% (n=14/33) criticized the contact sensor (eg, minimal changes in pressure or low pressure leading to interruption of the injection process). In addition, 12% of all the participants (n=163/1,365) suggested improvements of the contact sensor, which may prevent injections if the application pressure is too low or if pressure changes during the injection process (eg, abdominal tissue).

Discussion

The application of first-line DMDs over decades is common in MS therapy, and has been shown to be effective and safe also in elderly patients.^{2,15} However, following strictly defined self-injection schedules is challenging for many patients. The development of autoinjection devices supports improving treatment-related challenges including injection anxiety, injection fatigue, and injection site reactions.^{4,16,17} Further, the use of autoinjectors has been shown to positively correlate with adherence.¹⁴ Additional features of the devices, eg, suggesting suitable injection sites for injections or a reminder function,¹⁸ may simplify application of medication and increase adherence rates, which are known to be low in chronic diseases.^{19,20}

The aim of this survey was to evaluate patient satisfaction with the newly developed autoinjection device BETACONNECT™ and its features in the daily routine of MS patients.

The higher ratio of female-to-male participants in this survey reflects known sex differences in MS prevalence.² Most of the participants were older than 40 years, which was not unexpected as 64% of the participants were already diagnosed with MS before 2010 and 50% received interferon beta-1b treatment in the long term (>5 years), corresponding to an earlier clinical onset of MS. In the literature, the median clinical onset is approximately 29 years of age.² The majority of patients participating in our survey had experiences with injection devices, but only 4% had injected interferon beta-1b manually before switching to BETACONNECT™. This might impact the perceived support of the device on interferon beta-1b therapy. Hence, the rating “very helpful/helpful” (>92%) may not simply be attributable to the fact that an autoinjector is used, but rather it reflects the high acceptance of the specific features of the device.

The BETACONNECT™ device might especially facilitate the initiation of interferon beta-1b treatment, as the highest proportion of the participants regarded the device as “very helpful” within the first 6 months of therapy. This rating declined over time. However, as the majority of participants had already

received interferon beta-1b treatment for more than 5 years, the number of patients with shorter treatment was rather small, yielding unreliable estimates for the other treatment duration categories. In a comparable survey among previously treatment-naïve patients using interferon beta-1a, the offered device for interferon beta-1a administration was appreciated by more than 90% of the participants.¹¹ Therefore, electronic autoinjection devices may especially offer support early in therapy.

The most important aspect in supporting interferon beta-1b therapy in this survey was the easy handling of the device, which has also been rated with high priority in a previous survey.²¹ This was followed by injection comfort and the cease of manual injections as well as a reduction in skin irritations. Interestingly, the switch from manual injections was rated especially supportive by women compared to men (11% of women vs 6% of men). However, absolute numbers, especially in men, were small.

Among the participants, a rechargeable battery and the LED display for state of battery charge were among the most appreciated features, suggesting the preference of a reusable device over a disposable device. In addition, the optical and acoustic signals at injection end and the adjustable settings regarding injection depth and speed were highly rated, which is in line with previous findings.^{6,10} The contact sensor was among features receiving major criticism, as 163 of all participants (12%) suggested improvements in the contact sensor, especially with respect to potential interruption of the injection process due to low pressure or minimal changes in pressure. In general, the contact sensor initiates the injection process reliably without the need of high pressure. Albeit the prerequisite for proper injection is a minimal resistance of the tissue, in order for the sensor to be activated. This might be impaired in obese or elderly patients with reduced connective tissue as well as in the abdominal tissue of women shortly after labor.

“Less/not important” features included the reminder function and the invisible needle. In another survey, the latter was rated most useful.¹¹ The difference in our study may partially be explained by the small number of patients (n=56) in this study compared with our study (n=1,365). Given that forgetfulness is a common reason for nonadherence,^{3,4} the reminder function was integrated into the device. The fact that most participants in the survey had already been injected with interferon beta-1b for more than 5 years might have influenced the rating of the reminder function. These participants are experienced in therapy and familiar with the injection schedule (every other day). Further research might help to understand whether a reminder function might positively influence adherence early in MS therapy.

Finally, the high proportion of patients rating BETACONNECT™ as “very good/good” (nearly 90%) and the similar proportion who would recommend the device reflect the overall satisfaction of the patients with BETACONNECT™.

Conclusion

The electronic autoinjector BETACONNECT™ attained high degrees of patient satisfaction with respect to support of interferon beta-1b treatment. Many patients would recommend the device and considered most features as “very important”, especially optical and acoustic signaling and individually adjustable injection settings. In conclusion, the BETACONNECT™ autoinjector may facilitate interferon beta-1b treatment, especially at the onset of therapy, and foster adherence to long-term therapeutic regimen.

Acknowledgments

The study was funded by Bayer Vital GmbH, the manufacturer of BETAIFERON®. Medical writing services from Dr Carmen Koch, employee of KW medipoint, were also funded by Bayer Vital GmbH.

Disclosure

This study was sponsored by Bayer Vital GmbH, Leverkusen, Germany. IW, AS, TS, and JV are salaried employees of Bayer Vital GmbH. NP is a salaried employee of Vitartis Medizin-Service GmbH. The authors report no other conflicts of interest in this work.

References

1. Bayas A. Improving adherence to injectable disease-modifying drugs in multiple sclerosis. *Expert Opin Drug Deliv*. 2013;10(3):285–287.
2. Wingerchuk DM, Carter JL. Multiple sclerosis: current and emerging disease-modifying therapies and treatment strategies. *Mayo Clin Proc*. 2014;89(2):225–240.
3. Lugaresi A, Rottoli MR, Patti F. Fostering adherence to injectable disease-modifying therapies in multiple sclerosis. *Expert Review Neurother*. 2014;14(9):1029–1042.
4. Treadaway K, Cutter G, Salter A, et al. Factors that influence adherence with disease-modifying therapy in MS. *J Neurol*. 2009;256(4):568–576.
5. Phillips JT, Fox E, Grainger W, Tuccillo D, Liu S, Deykin A. An open-label, multicenter study to evaluate the safe and effective use of the single-use autoinjector with an Avonex(R) prefilled syringe in multiple sclerosis subjects. *BMC Neurol*. 2011;11:126.
6. Devonshire V, Arbizu T, Borre B, et al. Patient-rated suitability of a novel electronic device for self-injection of subcutaneous interferon beta-1a in relapsing multiple sclerosis: an international, single-arm, multicentre, Phase IIIb study. *BMC Neurol*. 2010;10:28.
7. Bayas A, Japp G, Fulda U, Kallmann BA. Injection devices in MS therapy: survey on neurologists, MS-nurses and patients. *Nervenheilkunde*. 2010;29:57–62.
8. Brochet B, Lemaire G, Beddiaf A, et al; Epicure Study G. Reduction of injection site reactions in multiple sclerosis (MS) patients newly started on interferon beta 1b therapy with two different devices. *Rev Neurol*. 2006;162(6–7):735–740.
9. de Sa J, Urbano G, Reis L. Assessment of new application system in Portuguese patients with relapsing-remitting multiple sclerosis. *Curr Med Res Opin*. 2010;26(9):2237–2242.
10. Verdun di Cantogno E, Russell S, Snow T. Understanding and meeting injection device needs in multiple sclerosis: a survey of patient attitudes and practices. *Patient Prefer Adherence*. 2011;5:173–180.
11. D’Arcy C, Thomas D, Stoneman D, Parkes L. Patient assessment of an electronic device for subcutaneous self-injection of interferon beta-1a for multiple sclerosis: an observational study in the UK and Ireland. *Patient Prefer Adherence*. 2012;6:55–61.
12. Kohlmann T, Wang C, Lipinski J, et al. The impact of a patient support program for multiple sclerosis on patient satisfaction and subjective health status. *J Neurosci Nurs*. 2013;45(3):E3–E14.
13. Pozzilli C, Schweikert B, Ecarri U, Oentrich W, Bugge JP. Quality of life and depression in multiple sclerosis patients: longitudinal results of the BetaPlus study. *J Neurol*. 2012;259(11):2319–2328.
14. Pozzilli C, Schweikert B, Ecarri U, Oentrich W, BetaPlus Study group. Supportive strategies to improve adherence to IFN beta-1b in multiple sclerosis – results of the betaPlus observational cohort study. *J Neurol Sci*. 2011;307(1–2):120–126.
15. Lampl C, Nagl S, Arnason B, et al. Efficacy and safety of interferon beta-1b sc in older RRMS patients – a posthoc analysis of the BEYOND study. *J Neurol*. 2013;260(7):1838–1845.
16. Hupperts R, Becker V, Friedrich J, et al. Multiple sclerosis patients treated with intramuscular IFN-beta-1a autoinjector in a real-world setting: prospective evaluation of treatment persistence, adherence, quality of life and satisfaction. *Expert Opin Drug Deliv*. 2015;12(1):15–25.
17. Lugaresi A, Durastanti V, Gasperini C, et al. Safety and tolerability in relapsing-remitting multiple sclerosis patients treated with high-dose subcutaneous interferon-beta by Rebiject autoinjection over a 1-year period: the CoSa study. *Clin Neuropharmacol*. 2008;31(3):167–172.
18. Zettl UK, Bauer-Steinhilber U, Glaser T, Hechenbichler K, Limmroth V, Study G. Evaluation of an electronic diary for improvement of adherence to interferon beta-1b in patients with multiple sclerosis: design and baseline results of an observational cohort study. *BMC Neurol*. 2013;13:117.
19. WHO. *Adherence to Long-Term Therapies – Evidence for Action*. Geneva: World Health Organization. 2003;ISBN 92 4 154599 2.
20. Osterberg L, Blaschke T. Adherence to medication. *New Engl J Med*. 2005;353(5):487–497.
21. Lugaresi A, Florio C, Brescia-Morra V, et al. Patient adherence to and tolerability of self-administered interferon beta-1a using an electronic autoinjection device: a multicentre, open-label, phase IV study. *BMC Neurol*. 2012;12:7.

Patient Preference and Adherence

Publish your work in this journal

Patient Preference and Adherence is an international, peer-reviewed, open access journal that focuses on the growing importance of patient preference and adherence throughout the therapeutic continuum. Patient satisfaction, acceptability, quality of life, compliance, persistence and their role in developing new therapeutic modalities and compounds to optimize

Submit your manuscript here: <http://www.dovepress.com/patient-preference-and-adherence-journal>

Dovepress

clinical outcomes for existing disease states are major areas of interest for the journal. This journal has been accepted for indexing on PubMed Central. The manuscript management system is completely online and includes a very quick and fair peer-review system, which is all easy to use. Visit <http://www.dovepress.com/testimonials.php> to read real quotes from published authors.