

Value For Money In The Treatment Of Patients With Type 2 Diabetes Mellitus: Assessing The Long-Term Cost-Effectiveness Of IDegLira Versus iGlarLixi In Italy

This article was published in the following Dove Press journal:
ClinicoEconomics and Outcomes Research

Johannes Pöhlmann¹
Roberta Montagnoli²
Giusi Lastoria³
Witesh Parekh⁴
Marie Markert⁵
Barnaby Hunt¹

¹Health Economics, Ossian Health Economics and Communications, Basel 4051, Switzerland, ²External Affairs-Region Europe, Novo Nordisk SpA, Rome IT00144, Italy, ³Medical Advice, Novo Nordisk SpA, Rome IT00144, Italy, ⁴European HEOR, Nova Nordisk Ltd, West Sussex RH6 0PA, UK; ⁵Global Market Access, Novo Nordisk A/S, Søborg DK-2860, Denmark

Objective: Italian treatment guidelines for type 2 diabetes mellitus (T2DM) target good glycemic control but acknowledge the associated risk of hypoglycemia. Unlike traditional antidiabetic therapies, modern treatment options such as fixed-ratio combinations of basal insulin and glucagon-like peptide 1 receptor agonists are associated with improved glycemic control, reduced body weight and low risk of hypoglycemia. The cost-effectiveness of the fixed-ratio combinations of basal insulin and glucagon-like peptide 1 receptor agonists IDegLira and iGlarLixi was assessed for Italy in patients with T2DM uncontrolled on basal insulin, to evaluate how short-term clinical benefits translate into long-term health economic outcomes.

Methods: The IQVIA CORE Diabetes Model was used to project clinical and economic outcomes over patient lifetimes. Treatment effects were sourced from an indirect treatment comparison. The analysis captured direct medical costs (expressed in 2017 Euros) from the perspective of the Italian National Health Service (NHS) and patient-related quality of life. Sensitivity analyses were performed.

Results: IDegLira was associated with gains of 0.09 life years and 0.13 quality-adjusted life years (QALYs) relative to iGlarLixi, due to a lower cumulative incidence and delayed onset of diabetes-related complications. IDegLira was associated with an incremental cost of EUR 930 over patient lifetimes, leading to an incremental cost-effectiveness ratio of EUR 7,386 per QALY gained.

Conclusion: Over the lifetime of patients with T2DM uncontrolled on basal insulin, IDegLira was associated with improved clinical outcomes at higher costs relative to iGlarLixi. At a willingness-to-pay threshold of EUR 30,000 per QALY gained, IDegLira was considered to be cost-effective versus iGlarLixi from the perspective of the Italian NHS.

Keywords: cost-effectiveness, fixed-ratio combination, IDegLira, iGlarLixi, Italy, type 2 diabetes

Plain Language Summary

- Treating patients with type 2 diabetes mellitus to glycemic control targets while minimizing hypoglycemic events and avoiding weight gain is key to reducing the risk of diabetes-related complications, which have a significant humanistic and cost burden. Up titration of insulin therapy can be associated with increased hypoglycemic events and weight gain, but use of fixed-ratio combinations of a glucagon-like peptide 1 receptor agonist and a basal insulin can mitigate the adverse effects of therapy.

Correspondence: Barnaby Hunt
Health Economics, Ossian Health Economics and Communications GmbH, Bäumleingasse 20, Basel CH-4051, Switzerland
Tel +41 61 271 6214
Email hunt@ossianconsulting.com

- The aim of the analysis was to assess the cost-effectiveness of IDegLira versus iGlarLixi (two fixed-ratio combinations of a glucagon-like peptide 1 receptor agonist and a basal insulin) for treatment of patients with type 2 diabetes mellitus uncontrolled on basal insulin, to evaluate how short-term clinical benefits translate into long-term health economic outcomes from the perspective of the Italian NHS.
- In patients with type 2 diabetes mellitus uncontrolled on basal insulin therapy, IDegLira was associated with increased life expectancy and quality-adjusted life expectancy relative to iGlarLixi over patient lifetimes. IDegLira was associated with an ICER of EUR 7,386 per QALY gained versus iGlarLixi so, at a willingness to pay threshold of EUR 30,000 per QALY gained, was considered cost-effective.

Introduction

More than 3.4 million adults lived with diabetes in Italy in 2017, with mean diabetes-related expenditure of approximately EUR 3,416 per capita.¹ The costs associated with hypoglycemia in particular represent a substantial burden for the Italian National Health Service (NHS). Recent estimates suggested that insulin-related hypoglycemia was associated with annual costs of EUR 145 million, of which EUR 91.7 million were incurred by patients with type 2 diabetes mellitus (T2DM). An estimated EUR 65 million were attributable to severe hypoglycemic episodes (SHEs).²

Hypoglycemia is widely considered to be the main barrier to good glycemic control, which is crucial to reduce the incidence of diabetes-related macro- and microvascular complications.³ Italian guidelines for the treatment of diabetes mellitus specify a glycated hemoglobin (HbA1c) target of 6.5% [48 mmol/mol].⁴ If the patient is treated with medications associated with a high risk of hypoglycemia, a higher target (6.5–7.5% [48–58 mmol/mol]) may be chosen, illustrating the trade-off between achieving glycemic control and avoiding hypoglycemia. Pharmacologic treatment in Italy is recommended to start with metformin and add further oral and/or injectable antidiabetic medications if required. If glycemic control is still not achieved, patients should switch to insulin regimens, which, however, are associated with an increased risk of hypoglycemia and weight gain.^{4,5}

The fixed-ratio combination IDegLira (Xultophy[®], Novo Nordisk) is an alternative to traditional treatment intensification options. IDegLira (approved in the European Union in September 2014) combines insulin

degludec (IDeg) and the glucagon-like peptide-1 (GLP-1) receptor agonist liraglutide in a pre-filled pen for once-daily injection.⁶ While IDeg offers a stable, long-acting reduction in HbA1c, liraglutide leads to glucose level-dependent hepatic glucose production, slower gastric emptying and decreased appetite. The complementary effect of IDeg and liraglutide was shown to be associated with consistent reductions in HbA1c and body mass index (BMI), at low risk of hypoglycemia, in patients with T2DM.^{7–9} More recently, the fixed-ratio combination iGlarLixi (Suliqua[®], Sanofi) received approval in the European Union (January 2017).⁶ Combining insulin glargine (IGlar) and the GLP-1 receptor agonist lixisenatide, iGlarLixi was also shown to be associated with reductions in HbA1c and body weight, without increased risk of hypoglycemia.¹⁰

While the cost-effectiveness of IDegLira has previously been assessed for a range of country settings versus various insulin intensification regimens, it has not yet been evaluated versus iGlarLixi in the Italian setting. In the present study, a long-term cost-effectiveness analysis was conducted for these two fixed-ratio combinations, in order to inform decision-making and resource allocation in the Italian NHS.

Methods

Modeling Approach

Cost-effectiveness was evaluated by projecting health and cost outcomes for IDegLira and iGlarLixi over patient lifetimes in line with published guidance on diabetes modeling. Patients were subject to risk of developing diabetes-related complications, mortality due to complications and background mortality.

Costs, survival, complication incidence and quality of life were obtained for all patients. Duration and quality of life were summarized as quality-adjusted life expectancy, expressed in quality-adjusted life years (QALYs). Both clinical and economic outcomes were discounted at 3% per year. Dividing the difference in mean estimated discounted costs by the difference in mean estimated discounted quality-adjusted life expectancy yielded the incremental cost-effectiveness ratio (ICER), expressed as Euros per QALY gained. To assess cost-effectiveness, the ICER was compared to a willingness-to-pay (WTP) threshold, which, in the absence of an officially established value, was assumed to be EUR 30,000 per QALY gained,

in line with previous cost-effectiveness analyses of anti-diabetic medications in Italy.¹¹

Projections were performed in the IQVIA CORE Diabetes Model (IQVIA, Basel, Switzerland). The model is a non-product-specific analysis tool for anti-diabetic interventions, capable of projecting the long-term progression of T2DM based on a series of interdependent sub-models with a semi-Markov structure.^{12,13} The model has been successfully validated against clinical and real-world data.^{13,14} The IQVIA CORE Diabetes model is the most widely used health economic model of diabetes. Cost-effectiveness analyses using the model have been reported in over 120 peer-reviewed manuscripts and the model has been used to inform submissions to numerous health technology assessment agencies worldwide, including the National Institute for Health and Care Excellence (NICE) in the UK, Scottish Medicine Consortium (SMC), Pharmaceuticals Pricing Board (Lääkkeiden hintalautakunta, Hila) in Finland, and the Pharmaceutical Benefits Advisory Committee (PBAC) in Australia.

Clinical Data

Treatment effects used in the analysis were calculated based on an indirect treatment comparison as no clinical trial data comparing IDegLira and iGlarLixi directly are currently available.¹⁵

Indirect treatment comparisons are part of the broader field of multiple treatment comparison, ie of analyses that compare at least two treatments with regard to efficacy, safety or other outcomes.^{16,17} Different types of multiple treatment comparisons exist. Perhaps the best known approach is the direct comparison of interventions, eg in a clinical trial. If, as is the case for IDegLira and iGlarLixi, a direct comparison is not available, an indirect comparison may still be feasible. Indirect comparisons exploit the fact that a third treatment (the “anchor treatment”) may be available against which the treatments of interest were compared in previous head-to-head studies. The relative efficacy of treatments of interest versus the anchor treatment can then be used to estimate the relative efficacy of the treatments of interest. If both direct and indirect comparisons are available, they can be combined in mixed treatment comparisons.

The term network meta-analysis is also used in this context and reflects that treatment comparisons can often be laid out in the form of a network, where nodes represent treatments and edges represent trials.^{16,17} More specifically, the term “network meta-analysis” has been

suggested to apply to any comparison (indirect or mixed) of more than two treatments that combines more than two randomized controlled trials (RCTs).¹⁶ In practice, however, many of the terms described above are used somewhat interchangeably. In the present study, “indirect treatment comparison” is used in line with the terminology of the study from which treatment effects were obtained.¹⁵

In the network developed by Evans et al to assess the relative efficacy of IDegLira versus iGlarLixi, the anchor treatment was iGlar U100, which was linked to IDegLira via the DUAL V trial and to iGlarLixi via the LixiLan-L trial.^{8,10,15} In addition, the DUAL II (IDegLira versus IDeg) and SWITCH 2 (iGlar U100 versus IDeg) trials were included in the network.^{7,15} Outcomes, comparing IDegLira versus iGlarLixi, were mean (95% confidence interval [CI]) treatment differences in HbA1c of -0.4% (95% CI -0.7 to -0.2% [-5 mmol [-8 to -2 mmol/mol]]), in bodyweight of -1.42 kg (95% CI -2.50 to -0.35 kg) and in daily insulin dose of -3.6 international units (-10.3 to 3.3 international units). The difference in weight was converted to a difference in BMI based on the mean height (168 cm) of patients in the IDegLira arm of DUAL II. The indirect treatment comparison also reported a rate ratio of 0.51 (95% CI 0.29 to 0.90) for severe or blood glucose-confirmed hypoglycemia.

These differences were applied to the treatment effects for IDegLira, which were sourced from the IDegLira arm of DUAL II, in order to obtain treatments effects for iGlarLixi (Table 1).^{7,15}

Simulated patients were assumed to receive IDegLira or iGlarLixi for the first 5 years of the analysis before intensifying to basal-bolus therapy in order to maintain glycemic control. In the first year of the analysis, treatment effects for HbA1c, BMI and hypoglycemia (both non-severe hypoglycemic events [NSHEs] and SHEs) were applied and maintained over the first 5 years, ie while treatments differed. During basal-bolus therapy, HbA1c was assumed to be at 7.0% [53 mmol/mol] (reflecting

Table 1 Treatment Effects Applied In The Analysis

	IDegLira	iGlarLixi
Change in HbA1c (%) [mmol/mol]	-1.9 [-21]	-1.5 [-16]
Change in BMI (kg/m ²)	-0.92	-0.41
Daily dose (units)	45.00	48.60
NSHE rate (events per 100 patient-years)	152.3	298.63
SHE rate (events per 100 patient-years)	1.10	2.16

Abbreviations: BMI, body mass index; HbA1c, glycated hemoglobin; NSHE, non-severe hypoglycemic event; SHE, severe hypoglycemic event.

treatment targets) in both arms, with BMI at the baseline level. Rates of hypoglycemic events were the same in both arms. This approach implied that clinical differences were observable only when there was a cost difference between the treatment arms.

All remaining baseline characteristics (including diabetes-related complications at baseline) of the simulated cohort were obtained from the IDegLira arm of DUAL II and assumed to be the same in both arms of the cost-effectiveness analysis.⁷ Baseline age was 56.8 years (standard deviation [SD] 8.9 years), with a mean diabetes duration of 10.3 years (SD 6.0 years). Baseline HbA1c was 8.7% (SD 0.7%) [72 mmol/mol (SD 8 mmol/mol)] and baseline BMI was 33.6 kg/m² (SD 5.70 kg/m²). Patterns of cigarette and alcohol consumption in the general Italian population were assumed to apply to simulated patients, and background mortality data were sourced from Italian lifetables.^{18–20}

Resource Use And Economic Data

Daily IDegLira dose data were obtained from the IDegLira arm of DUAL II, to which the treatment effect reported by the indirect treatment comparison was applied to obtain the daily dose for iGlarLixi.^{7,15} Daily doses of iGlar U100 (Lantus[®]) and insulin aspart during basal-bolus therapy were taken from the DUAL VII RCT.⁹ Throughout the analysis, patients were assumed to receive concomitant metformin (no other concomitant anti-diabetes medications were included in the analysis). During fixed-ratio combination treatment, patients were assumed to require one needle and to perform one self-monitoring of blood glucose (SMBG) test per day. During basal-bolus therapy, four needles and four SMBG tests per day were assumed. Patient management-related resource use, including concomitant medications, were assumed to be the same as in the general Italian population with T2DM. Costs of anti-diabetic and concomitant medications, SMBG equipment and patient management were obtained from the published literature and the Italian Medicines Agency.^{21–24}

The analysis accounted for the costs of treating diabetes-related complications, including myocardial infarction, stroke, severe vision loss, amputation and adverse events (NSHE and SHE), with costs also obtained from official fee schedules and the literature.^{24–32} The analysis was conducted from the perspective of the Italian NHS. Costs were expressed in 2017 Euros.

Quality Of Life Data

As diabetes-related complications are associated with reduced quality of life, health-state and event utilities were included in the analysis. Published utility values for patients with T2DM were sourced from a systematic literature review and a time trade-off survey for disutilities associated with hypoglycemia.^{33,34}

Sensitivity Analyses

Sensitivity analyses are recommended to investigate the uncertainty associated with long-term projections, and to explore the impact of data inputs and assumptions on cost-effectiveness outcomes.³⁵ For this analysis, a series of deterministic sensitivity analyses were performed, including use of shorter time horizons (5, 10, 20 and 35 years) and alternative discount rates (0% and 8%). Key clinical drivers were evaluated by abolishing differences in HbA1c, BMI and hypoglycemia rates in turn (keeping all other treatment effects as in the base case). In another analysis, differences in HbA1c and BMI were maintained over patient lifetimes, applying other treatment effects as in the base case. An additional analysis was conducted in which only statistically significant treatment effects were used, with other treatment effects set to zero. For HbA1c, the impact of using the United Kingdom Prospective Diabetes Study (UKPDS) progression equation from the start of the simulation was explored. Additionally, lower and upper bounds of 95% CIs for treatment differences in HbA1c, BMI and daily dose changes were used. With regard to treatment intensification, both earlier (after 1 and 3 years) and later (after 7 years) intensification to basal-bolus therapy was explored.

Costs were varied by increasing and decreasing the cost of complications by 10%, and by reducing the costs of SMBG testing by 50% relative to the base case. Using the cost of Abasaglar[®] instead of Lantus[®] as the basal insulin component during basal-bolus therapy was also investigated. The impact of utilities was explored by applying different utilities for BMI and hypoglycemic events, in addition to assuming a diminishing impact of hypoglycemic events on disutilities.^{36–38}

Results

Base Case Analysis

Over patient lifetimes, IDegLira was associated with incremental gains in life expectancy (+0.09 years) and quality-adjusted life expectancy (+0.13 QALYs). Clinical benefits

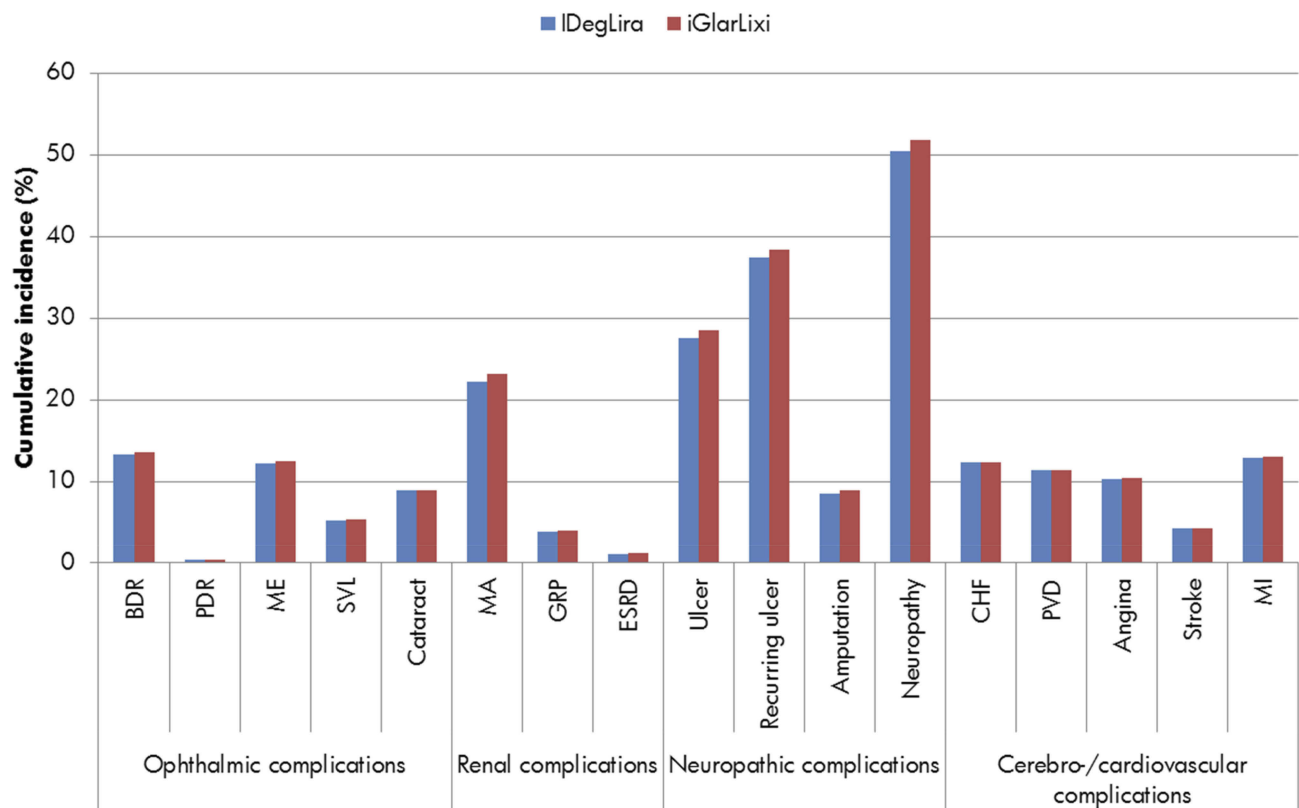


Figure 1 Cumulative Incidence Of Diabetes-Related Complications.

Abbreviations: BDR, background diabetic retinopathy; CHF, congestive heart failure; ESRD, end-stage renal disease; GRP, gross proteinuria; MA, microalbuminuria ME, macular edema; MI, myocardial infarction; PDR, proliferative diabetic retinopathy; PVD, peripheral vascular disease; Rec., recurring; SVL, severe vision loss.

were due to reduced incidence and delayed onset of diabetes-related complications (Figure 1).

With the exception of stroke, the cumulative incidence was lower for all complications in the IDegLira arm. The marginally higher incidence of stroke was a consequence of the survival paradox: Patients treated with IDegLira benefited from increased survival and reached higher ages, which was associated with an increased risk of stroke.³⁹

IDegLira was associated with incremental lifetime costs of EUR 930 versus iGlarLixi. Pharmacy acquisition costs for IDegLira were higher by EUR 1,778 over patient lifetimes but were partially offset by reduced costs of treatment of diabetes-related complications, particularly ulcer/neuropathic complications (EUR 485 per patient) and cardiovascular complications (EUR 175 per patient).

Increased quality-adjusted life expectancy at increased costs for IDegLira versus iGlarLixi yielded an ICER of EUR 7,368 per QALY gained (Table 2). As the ICER fell below the WTP threshold of EUR 30,000 per QALY gained, IDegLira was considered to be cost-effective versus iGlarLixi.

Sensitivity Analyses

Base case findings were confirmed by deterministic sensitivity analyses, which all yielded ICERs falling below the WTP threshold of EUR 30,000 per QALY gained (Figure 2). Clinical data were identified as key drivers of cost-effectiveness results, in particular the HbA1c benefit of IDegLira relative to iGlarLixi. When the HbA1c difference was

Table 2 Long-Term Cost-Effectiveness Outcomes

	IDegLira	iGlarLixi	Difference
Discounted life expectancy (years)	14.58	14.49	+0.09
Discounted quality-adjusted life expectancy (QALYs)	9.35	9.23	+0.13
Discounted direct costs (EUR)	62,886	61,956	+930
ICER (based on quality-adjusted life expectancy)	EUR 7,368 per QALY gained		

Note: Rounding may lead to variation in the values shown in the Difference column.

Abbreviations: EUR, 2017 Euros; ICER, incremental cost-effectiveness ratio; QALYs, quality-adjusted life years.

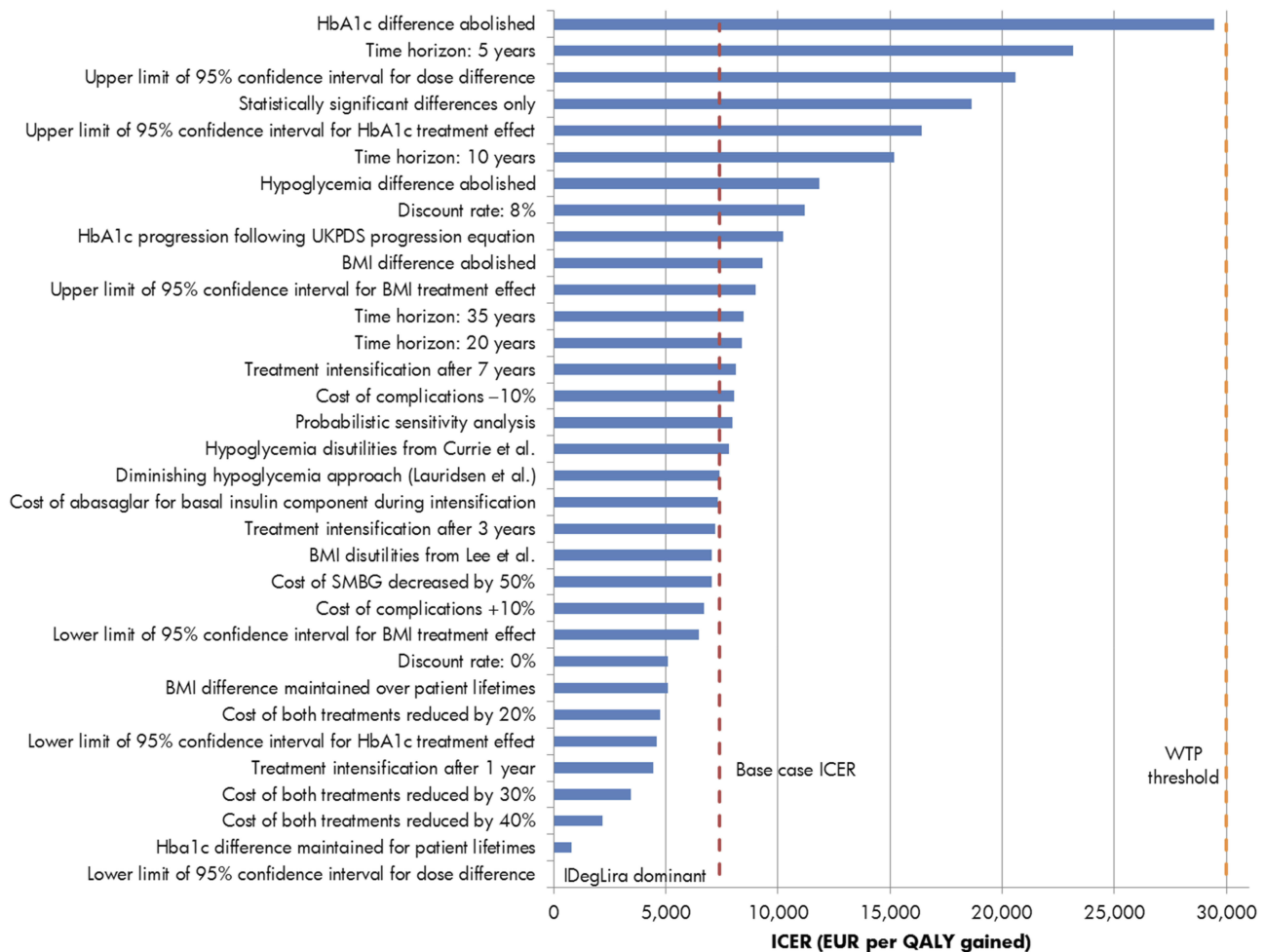


Figure 2 Results of deterministic sensitivity analyses.

Abbreviations: BMI, body mass index; CI, confidence interval; EUR, 2017 Euros; HbA1c, glycated hemoglobin; ICER, incremental cost-effectiveness ratio; QALY, quality-adjusted life year; SMBG, self-monitoring of blood glucose; UKPDS, United Kingdom Prospective Diabetes Study; WTP, willingness-to-pay.

abolished, the ICER increased, while maintaining the HbA1c difference over patient lifetimes yielded a reduced ICER of EUR 796 per QALY gained.

As expected, use of the lower/upper 95% CI bounds for the HbA1c treatment effect difference decreased/increased ICERs relative to the base case while use of the UKPDS progression equation for HbA1c yielded an ICER of EUR 9,006 per QALY gained. Similarly, reducing or abolishing other clinical between-treatment differences such as limiting the analyses to statistically significant differences only, using upper 95% CI bounds for BMI and dose differences, and abolishing differences in BMI and hypoglycemia increased ICERs relative to the base case as the benefits associated with IDegLira were reduced. Conversely, using lower 95% CI bounds and maintaining clinical differences over patient lifetimes were associated with lower ICERs.

Shorter time horizons were associated with higher ICERs as not all long-term complications and benefits of IDegLira were captured. Indeed, after 5, 10, 20 and 35 years, about 91%, 80%, 55% and 16% of simulated patients, respectively, were still alive. Higher/lower discount rates increased/decreased ICERs relative to the base case, while the use of alternative disutilities for hypoglycemia (including a diminishing approach to hypoglycemia disutilities) and for BMI had little impact on cost-effectiveness outcomes. Similarly, using alternative costs for treatment of diabetes-related complications, SMBG testing and basal insulin during intensification was associated with only small changes in ICERs. Earlier intensification was associated with reduced ICERs while delayed intensification had the opposite effect.

At a WTP threshold of EUR 30,000 per QALY gained, PSA indicated a 79% probability that IDegLira was cost-effective relative to iGlarLixi (Figure 3).

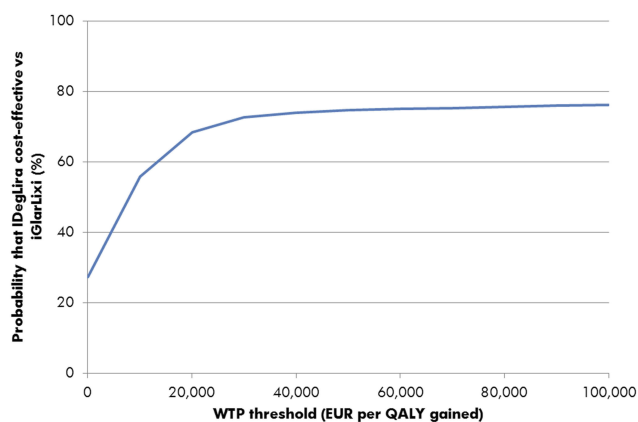


Figure 3 Cost-effectiveness acceptability curve.

Abbreviations: EUR, 2017 Euros; QALY, quality-adjusted life year; WTP, willingness to pay.

Discussion

The cost-effectiveness of the fixed-ratio combination treatments IDegLira and iGlarLixi was assessed from the perspective of the Italian NHS. Long-term projections of clinical and cost outcomes suggested that IDegLira was associated with clinical benefits and higher costs (due to higher acquisition costs although these were partially offset by reduced complication-related treatment costs) relative to iGlarLixi. The base case ICER for IDegLira versus iGlarLixi was EUR 7,386 per QALY gained.

At a WTP threshold of EUR 30,000 per QALY gained, IDegLira was considered cost-effective versus iGlarLixi for treatment of patients with T2DM uncontrolled on basal insulin. Cost-effectiveness was driven by reductions in HbA1c, hypoglycemia rates and daily doses with IDegLira, which translated into long-term benefits, including lower cumulative incidence and delayed onset of diabetes-related complications. Of note, an official WTP threshold does not exist in Italy so a threshold of EUR 30,000 per QALY gained was chosen, in line with previous cost-effectiveness analyses for treatments of T2DM in Italy.¹¹ Different WTP thresholds have also been used previously but the current analysis suggested that IDegLira would be cost-effective even if the WTP threshold was reduced by two-thirds.

No prior economic evaluations of IDegLira versus iGlarLixi have been conducted for Italy but IDegLira was recently compared with basal-bolus insulin in a cost-minimization analysis, based on the DUAL VII trial.⁴⁰ The analysis showed that IDegLira was associated with higher acquisition costs which were partially offset by reduced needle, SMBG testing and hypoglycemia costs. Importantly, these findings

were based on dosing regimens used in the DUAL VII trial, which were considered to be higher than doses typically used to achieve glycaemic control in Italian clinical practice. When lower IDegLira doses were used, IDegLira was cost saving relative to basal-bolus therapy. From the perspective of the Italian NHS, IDegLira was considered to offer an important alternative to basal-bolus insulin therapy.⁴⁰ To date, one other cost-effectiveness analysis comparing IDegLira with iGlarLixi has been published. This analysis in the Czech Republic produced similar outcomes to the present analysis in Italy.⁴¹ IDegLira was associated with improved clinical outcomes and increased costs compared with iGlarLixi, but was likely to be considered cost-effective in the Czech Republic. Combined with the results of the present analysis, it seems plausible that IDegLira offers patients good glycaemic control with reductions in BMI at a low risk of hypoglycemia (as recommended in national treatment guidelines) and thereby reduces healthcare costs associated with diabetes.⁴ The simplicity of IDegLira treatment, with one daily injection and titration of a single product, and its good safety profile may also contribute to reducing clinical inertia and non-adherence, which are linked to low health literacy and fear of adverse events.⁴² The lower hypoglycemia rates associated with IDegLira relative to iGlarLixi and basal-bolus therapy are particularly relevant for the Italian setting, where uptake of SMBG testing among patients with T2DM was found to be insufficient so patients are at relatively high risk of hypoglycemia.⁴³

At the time of writing, no direct comparison of IDegLira and iGlarLixi was available. The assessment of cost-effectiveness therefore relied on a recent indirect treatment comparison.¹⁵ This may be considered a limitation as obtaining treatment effects from an indirect treatment comparison requires more assumptions, eg regarding the construction and evaluation of the evidence network, than an RCT.¹⁷ This challenge is common in epidemiology, health technology assessment and health economics.^{16,17,44} In the absence of RCTs, indirect treatment comparisons are often considered the best, or indeed only, source for relative treatment efficacy.^{17,44}

Another limitation common to health economic analyses, which also affected the presented study, was the use of short-term data in long-term projections. Estimates were therefore associated with uncertainty. This issue was addressed by using a validated diabetes model and by exploring a series of alternative data inputs and assumptions in sensitivity analyses.^{12,14} Using short-term data as the base for long-term projections is often unavoidable as

long-term evidence may not be available within the decision time frame of a healthcare payer. Despite their uncertainty, lifetime analyses are generally recommended for the health economic analysis of anti-diabetic treatments to capture fully the clinical, quality of life and economic impact of long-term complications.³⁵

The benefits of IDegLira observed in RCTs and the present long-term projections were matched by real-world evidence. Weight loss and reductions in HbA1c, at low risk of hypoglycemia, were demonstrated in observational studies of patients with T2DM.^{45,46} Primary and secondary care physicians reported high levels of satisfaction with and confidence in the clinical benefits as well as the simplicity of therapy and good adherence to IDegLira relative to basal-bolus insulin.⁴⁷ With its potential to improve clinical outcomes and medication adherence, in addition to its treatment simplicity, IDegLira may contribute to reducing widespread clinical inertia in Italy.^{4,42,48} Better conformance with clinical guidelines, in turn, may improve anti-diabetic care and reduce its costs.^{42,43,49}

Conclusions

In patients with T2DM uncontrolled on basal insulin therapy, IDegLira was associated with increased life expectancy and quality-adjusted life expectancy relative to iGlarLixi over patient lifetimes, due to a reduced incidence and delayed onset of diabetes-related complications. While acquisition costs were higher for IDegLira than for iGlarLixi, they were partially offset by reduced costs due to diabetes-related complications avoided. Overall, IDegLira was associated with an ICER of EUR 7,386 per QALY gained versus iGlarLixi so, at a WTP threshold of EUR 30,000 per QALY gained, was considered cost-effective. From the perspective of the Italian NHS, IDegLira offers good value for money for the treatment of patients with uncontrolled T2DM on basal insulin.

Ethics Approval

This article is based on previously conducted studies and does not contain any studies with human participants or animals performed by any of the authors.

Data Statement

Data reported in this manuscript are available from the corresponding author on reasonable request.

Acknowledgments

The authors thank Monika Russel-Szymczyk for her review of and feedback on earlier versions of this manuscript.

Author Contributions

All authors contributed to study conception and design, data acquisition, analysis and interpretation. All authors contributed to drafting and/or revising the article for intellectual content. All authors approved the final version of the manuscript and agree to be accountable for all aspects of the work.

Funding

The present study and preparation of the manuscript were supported by funds from Novo Nordisk, Søborg, Denmark, which also covered fees related to publication. The sponsor was involved in developing the study design and collecting input data but had no role in the analysis and interpretation of data or the writing of the manuscript. The decision to submit the manuscript for publication rested solely with the authors.

Disclosure

Marie Markert: Employee of Novo Nordisk and reports personal fees from Novo Nordisk A/S, outside the submitted work. Giusi Lastoria: Employee of Novo Nordisk. Roberta Montagnoli: Employee of Novo Nordisk. Witesh Parekh: Employee of Novo Nordisk. Johannes Pöhlmann: Employee of Ossian Health Economics and Communications, which received consulting fees from Novo Nordisk for the conduct of the study and preparation of the manuscript. Barnaby Hunt: Employee of Ossian Health Economics and Communications, which received consulting fees from Novo Nordisk for the conduct of the study and preparation of the manuscript. The authors report no other conflicts of interest in this work.

References

1. International Diabetes Federation (IDF). IDF diabetes atlas: Eighth edition 2017. 2017. Available from: <http://diabetesatlas.org/resources/2017-atlas.html>. Accessed February 18, 2019.
2. Parekh W, Streeton SE, Baker-Knight J, Montagnoli R, Nicoziani P, Marchesini G. The economic burden of insulin-related hypoglycemia in adults with diabetes: an analysis from the perspective of the Italian healthcare system. *Diabetes Ther*. 2018;9(3):1037–1047. doi:10.1007/s13300-018-0418-0
3. Cryer PE. Glycemic goals in diabetes: trade-off between glycemic control and iatrogenic hypoglycemia. *Diabetes*. 2014;63(7):2188–2195. doi:10.2337/db14-0059
4. Association of Diabetologists and Italian Society for Diabetes (Associazione Medici Diabetologici & Società Italiana di Diabetologia). Italian standards for treatment of diabetes mellitus [Standard Italiani per la cura del diabete mellito]. 2018. Available from: <http://aemmedi.it/wp-content/uploads/2009/06/AMD-Standard-unico1.pdf>. Accessed February 18, 2019.

5. Apovian CM, Okemah J, O'Neil PM. Body weight considerations in the management of type 2 diabetes. *Adv Ther.* 2019;36(1):44–58. doi:10.1007/s12325-018-0824-8
6. Nuffer W, Guesnier A, Trujillo JM. A review of the new GLP-1 receptor agonist/basal insulin fixed-ratio combination products. *Ther Adv Endocrinol Metab.* 2018;9(3):69–79. doi:10.1177/2042018817752315
7. Buse JB, Vilsbøll T, Thurman J, et al. Contribution of liraglutide in the fixed-ratio combination of insulin degludec and liraglutide (IDegLira). *Diabetes Care.* 2014;37(11):2926–2933. doi:10.2337/dc14-0785
8. Lingvay I, Pérez Manghi F, García-Hernández P, et al. Effect of insulin glargine up-titration vs insulin degludec/liraglutide on glycated hemoglobin levels in patients with uncontrolled type 2 diabetes: the DUAL V randomized clinical trial. *Jama.* 2016;315(9):898–907. doi:10.1001/jama.2016.1252
9. Billings LK, Doshi A, Gouet D, et al. Efficacy and safety of IDegLira versus basal-bolus insulin therapy in patients with type 2 diabetes uncontrolled on metformin and basal insulin: the DUAL VII randomized clinical trial. *Diabetes Care.* 2018;41(5):1009–1016. doi:10.2337/dc17-1114
10. Aroda VR, Rosenstock J, Wysham C, et al. Efficacy and safety of LixiLan, a titratable fixed-ratio combination of insulin glargine plus lixisenatide in type 2 diabetes inadequately controlled on basal insulin and metformin: the LixiLan-L randomized trial. *Diabetes Care.* 2016;39(11):1972–1980. doi:10.2337/dc16-1495
11. Hunt B, Kragh N, McConnachie CC, Valentine WJ, Rossi MC, Montagnoli R. Long-term cost-effectiveness of two GLP-1 receptor agonists for the treatment of type 2 diabetes mellitus in the Italian setting: liraglutide versus lixisenatide. *Clin Ther.* 2017;39(7):1347–1359. doi:10.1016/j.clinthera.2017.05.354
12. Palmer AJ, Roze S, Valentine WJ, et al. The CORE diabetes model: projecting long-term clinical outcomes, costs and cost-effectiveness of interventions in diabetes mellitus (types 1 and 2) to support clinical and reimbursement decision-making. *Curr Med Res Opin.* 2004;20(Suppl 1):S5–S26. doi:10.1185/030079904X1980
13. McEwan P, Foos V, Palmer JL, Lamotte M, Lloyd A, Grant D. Validation of the IMS CORE Diabetes Model. *Value Health.* 2014;17(6):714–724. doi:10.1016/j.jval.2014.07.007
14. Palmer AJ, Roze S, Valentine WJ, et al. Validation of the CORE Diabetes Model against epidemiological and clinical studies. *Curr Med Res Opin.* 2004;20(Suppl 1):S27–S40. doi:10.1185/030079904X2006
15. Evans M, Billings LK, Håkan-Bloch J, et al. An indirect treatment comparison of the efficacy of insulin degludec/liraglutide (IDegLira) and insulin glargine/lixisenatide (iGlarLixi) in patients with type 2 diabetes uncontrolled on basal insulin. *J Med Econ.* 2018;21(4):340–347. doi:10.1080/13696998.2017.1409228
16. Jansen JP, Fleurence R, Devine B, et al. Interpreting indirect treatment comparisons and network meta-analysis for health-care decision making: report of the ISPOR task force on indirect treatment comparisons good research practices: part 1. *Value Health.* 2011;14(4):417–428. doi:10.1016/j.jval.2011.04.002
17. Salanti G. Indirect and mixed-treatment comparison, network, or multiple-treatments meta-analysis: many names, many benefits, many concerns for the next generation evidence synthesis tool. *Res Synth Methods.* 2012;3(2):80–97. doi:10.1002/jrsm.1037
18. National Statistics Institute (Istituto Nazionale di Statistica). Aspects of daily life: smoking habits [Aspetti della vita quotidiana: abitudine al fumo]. 2017. Available from: <http://dati.istat.it/Index.aspx?QueryId=15513>. Accessed February 18, 2019.
19. World Health Organization. Substance abuse: Italy 2014. 2014. Available from: http://www.who.int/substance_abuse/publications/global_alcohol_report/profiles/ita.pdf. Accessed February 18, 2019.
20. World Health Organization. Global health observatory data repository. Life tables by country. 2016. Available from: <http://apps.who.int/gho/data/node.main.LIFECOUNTRY?lang=en0>. Accessed February 18, 2019.
21. Kotseva K, Wood D, De Backer G, De Bacquer D, Pyörälä K, Keil U. Cardiovascular prevention guidelines in daily practice: a comparison of EUROASPIRE I, II, and III surveys in eight European countries. *Lancet.* 2009;373(9667):929–940. doi:10.1016/S0140-6736(09)60330-5
22. De Berardis G, Pellegrini F, Franciosi M, et al. Quality of care and outcomes in type 2 diabetic patients: a comparison between general practice and diabetes clinics. *Diabetes Care.* 2004;27(2):398–406. doi:10.2337/diacare.27.2.398
23. Italian Medicines Agency (Agenzia Italiana del Farmaco). Lista di trasparenza [transparency lists]. 2017 Available from: <http://www.agenziafarmaco.gov.it/content/liste-di-trasparenza-aggiornamento-del-15022017>. Accessed February 18, 2019.
24. Official Journal (Gazzetta Ufficiale). Decreto 18 Ottobre 2012. GU n.23 del 28-1-2013: suppl. ordinario n.8. Ministero della Salute. 2012. Available from: <http://www.gazzettaufficiale.it/eli/gu/2013/01/28/23/so/8/sg/pdf>. Accessed February 18, 2019.
25. ARNO Diabetes Observatory (Osservatorio ARNO Diabete). Health profile of the population with diabetes [II profilo assistenziale della popolazione con diabete]. Rapporto 2015, Vol XXIII. 2015. Available from: <http://www.quotidianosanita.it/allegati/allegato272278.pdf>. Accessed February 18, 2019.
26. Beaudet A, Grabbi E, Maurel F, Ramos M, Lebioda A. Review of cost of diabetes complications in four European countries. *Value Health.* 2013;16(7):A443–A444. doi:10.1016/j.jval.2013.08.692
27. Ministry of Health (Ministerio della Salute Direzione Generale della Programmazione sanitaria Ufficio VI). Report on hospital treatment: first semester 2014 (Rapporto sull'attività di ricovero ospedaliero – dati SDO: primo semestre 2014). 2015. Available from: http://www.salute.gov.it/imgs/C_17_pubblicazioni_2270_allegato.pdf. Accessed February 18, 2019.
28. Eandi M, Pradelli L, Iannazzo S, Chirolli S, Pontoriero G. Economic evaluation of cinacalcet in the treatment of secondary hyperparathyroidism in Italy. *Pharmacoeconomics.* 2010;28(11):1041–1054. doi:10.2165/11538600-000000000-00000
29. Zaniolo O. Costs of diabetes in Italy [Costi del diabete in Italia]. *Farmeconomia E Percorsi Terapeutici.* 2009;10(2):73–81. doi:10.7175/fe.v10i2.165
30. Chubb B, Tikkanen CK. *The Cost of Non-severe Hypoglycaemia in Europe*. Milan: ISPOR 18th Annual European Congress; 2015.
31. Pagano E, De Rosa M, Rossi E, et al. The relative burden of diabetes complications on healthcare costs: the population-based CINECA-SID ARNO Diabetes Observatory. *Nutr Metab Cardiovasc Dis.* 2016;26(10):944–950. doi:10.1016/j.numecd.2016.05.002
32. Veronese G, Marchesini G, Forlani G, et al. Costs associated with emergency care and hospitalization for severe hypoglycemia. *Nutr Metab Cardiovasc Dis.* 2016;26(4):345–351. doi:10.1016/j.numecd.2016.01.007
33. Beaudet A, Clegg J, Thuresson PO, Lloyd A, McEwan P. Review of utility values for economic modeling in type 2 diabetes. *Value Health.* 2014;17(4):462–470. doi:10.1016/j.jval.2014.03.003
34. Evans M, Khunti K, Mamdani M, et al. Health-related quality of life associated with daytime and nocturnal hypoglycaemic events: a time trade-off survey in five countries. *Health Qual Life Outcomes.* 2013;11:90. doi:10.1186/1477-7525-11-90
35. American Diabetes Association Consensus Panel. Guidelines for computer modeling of diabetes and its complications. *Diabetes Care.* 2004;27(9):2262–2265. doi:10.2337/diacare.27.9.2262
36. Lee AJ, Morgan CL, Morrissey M, Wittrup-Jensen KU, Kennedy-Martin T, Currie CJ. Evaluation of the association between the EQ-5D (health-related utility) and body mass index (obesity) in hospital-treated people with type 1 diabetes, type 2 diabetes and with no diagnosed diabetes. *Diabet Med.* 2005;22(11):1482–1486. doi:10.1111/j.1464-5491.2005.01657.x
37. Currie CJ, Morgan CL, Poole CD, Sharplin P, Lammert M, McEwan P. Multivariate models of health-related utility and the fear of hypoglycaemia in people with diabetes. *Curr Med Res Opin.* 2006;22(8):1523–1534. doi:10.1185/030079906X115757

38. Lauridsen JT, Lønborg J, Gundgaard J, Jensen HH. Diminishing marginal disutility of hypoglycaemic events: results from a time trade-off survey in five countries. *Qual Life Res.* 2014;23(9):2645–2650. doi:10.1007/s11136-014-0712-x
39. Kelly-Hayes M. Influence of age and health behaviors on stroke risk: Lessons from longitudinal studies. *J Am Geriatr Soc.* 2010;58(Suppl 2):S325–S328. doi:10.1111/j.1532-5415.2010.02915.x
40. Torre E, Bruno GM, Di Matteo S, et al. Cost-minimization analysis of degludec/liraglutide versus glargine/aspart: Economic implications of the DUAL VII study outcomes. *Clinicoecon Outcomes Res.* 2018;10:413–421. doi:10.2147/CEOR.S169045
41. Pöhlmann J, Russel-Szymczyk M, Holík P, Rychna K, Hunt B. Treating patients with Type 2 diabetes mellitus uncontrolled on basal insulin in the Czech Republic: Cost-effectiveness of IDegLira versus iGlarLixi. *Diabetes Ther.* 2019;10(2):493–508. doi:10.1007/s13300-019-0569-7
42. Giugliano D, Maiorino MI, Bellastella G, Esposito K. Clinical inertia, reverse clinical inertia, and medication non-adherence in type 2 diabetes. *J Endocrinol Invest.* 2018. doi:10.1007/s40618-018-0951-8
43. Rossi MC, Lucisano G, Ceriello A, et al. Real-world use of self-monitoring of blood glucose in people with type 2 diabetes: An urgent need for improvement. *Acta Diabetol.* 2018;55(10):1059–1066. doi:10.1007/s00592-018-1186-z
44. Shinkins B, Yang Y, Abel L, Fanshawe TR. Evidence synthesis to inform model-based cost-effectiveness evaluations of diagnostic tests: A methodological review of health technology assessments. *BMC Med Res Methodol.* 2017;17(1):56. doi:10.1186/s12874-017-0331-7
45. Price H, Blüher M, Prager R, Phan TM, Thorsted BL, Schultes B. Use and effectiveness of a fixed-ratio combination of insulin degludec/liraglutide (IDegLira) in a real-world population with type 2 diabetes: Results from a European, multicentre, retrospective chart review study. *Diabetes Obes Metab.* 2018;20(4):954–962. doi:10.1111/dom.13182
46. Sofra D. Glycemic control in a real-life setting in patients with type 2 diabetes treated with IDegLira at a single Swiss center. *Diabetes Ther.* 2017;8(2):377–384. doi:10.1007/s13300-017-0234-y
47. Drummond R, Baru A, Dutkiewicz M, Basse A, Tengmark BO. Physicians' real-world experience with IDegLira: Results of a European survey. *BMJ Open Diabetes Res Care.* 2018;6(1):e000531. doi:10.1136/bmjdr-2018-000531
48. Trifirò G, Parrino F, Pizzimenti V, et al. The management of diabetes mellitus in patients with chronic kidney disease: A population-based study in Southern Italy. *Clin Drug Investig.* 2016;36(3):203–212. doi:10.1007/s40261-015-0367-6
49. Corrao G, Rea F, Di Martino M, et al. Effectiveness of adherence to recommended clinical examinations of diabetic patients in preventing diabetes-related hospitalizations. *Int J Qual Health Care.* 2018. doi:10.1093/intqhc/mzy186

ClinicoEconomics and Outcomes Research

Dovepress

Publish your work in this journal

ClinicoEconomics and Outcomes Research is an international, peer-reviewed open-access journal focusing on Health Technology Assessment, Pharmacoeconomics and Outcomes Research in the areas of diagnosis, medical devices, and clinical, surgical and pharmacological intervention. The economic impact of health policy and health systems

organization also constitute important areas of coverage. The manuscript management system is completely online and includes a very quick and fair peer-review system, which is all easy to use. Visit <http://www.dovepress.com/testimonials.php> to read real quotes from published authors.

Submit your manuscript here: <https://www.dovepress.com/clinicoeconomics-and-outcomes-research-journal>