

Current issues in comparative effectiveness research for hepatitis C

Minkyong Yoo
Yan Cheng
Taylor J Rhien
Joseph Biskupiak

Pharmacotherapy Outcomes
Research Center, University of Utah
College of Pharmacy, Salt Lake City,
UT, USA

Background: With increasing treatment options for hepatitis C, evidence of comparative effectiveness of these treatment options is required to improve treatment outcomes. The purpose of this study was to evaluate the most recent comparative effectiveness research and suggest future directions for hepatitis C research.

Methods: We identified and evaluated the literature on comparative effectiveness research and conducted a literature search for additional studies since the most current review. A review of ongoing clinical trials in hepatitis C was performed to assess how forthcoming research is addressing the research gaps and limitations.

Results: Since a comprehensive comparative effectiveness research review by Chou et al new studies have been published, which were mostly consistent with the consensus in the literature. A few of them added to comparative effectiveness research knowledge by addressing issues of the likelihood of sustained virologic response in an older cohort, the effect of genomics and individualizing treatment duration, or the effect of delayed treatment. Research gaps and limitations of the existing comparative effectiveness research and future study needs were well identified in the second study from Chou et al. Some of the gaps and limitations were filled by additional research over the past year, though many of them still remained unanswered.

Conclusion: To have complete information on the effectiveness of alternative treatments for hepatitis C virus, further research is needed on results in the general population, the effectiveness of treatment methods such as noninvasive treatment and individualized treatment, and the long-term effects of triple therapies. Additionally, evidence from a real-world setting is lacking. Methodologically thorough and independently funded retrospective research will help to generalize the effectiveness of current therapies for hepatitis C virus.

Keywords: PEG-interferon, ribavirin, telaprevir, boceprevir

Background

Hepatitis C virus (HCV) infection is among the most frequent of liver diseases. Infection is estimated in 4.4 million individuals in the US and Canada and 184 million worldwide.¹ It is the most common cause of cirrhosis and primary liver cancer in the world,² and results in over 15,000 US deaths per year.³ Within HCV, multiple genotypes exist. Genotype 1 is the most common in the US, comprising 74% of cases, and is also the most difficult to treat.⁴

The goal of HCV therapy is to achieve sustained virologic response (SVR), defined as the inability to detect HCV ribonucleic acid (RNA) 6 months after treatment. Patients who achieve SVR show decreased rates of mortality, liver cancer, and need for transplant.⁵ To attain SVR, treatment employs the use of antiviral combinations,

Correspondence: Joseph Biskupiak
LS Skaggs Pharmacy Institute,
30 South 2000 East, Room 4962,
Salt Lake City, UT 84112, USA
Tel +1 801 585 5249
Fax +1 801 587 7923
Email joe.biskupiak@utah.edu

and in the early 2000s dual therapy with polyethylene glycol (PEG)ylated-interferon (PEG-IFN) and ribavirin (RBV) was standardized as the treatment of choice. This regimen proved more successful in genotypes 2 and 3 (nearly 80% SVR) compared to genotype 1, where SVR was reached in only about 40% of patients.⁶

The past 2 decades have brought increased knowledge of the HCV, including the production of a viral culture in 2005.⁷ This knowledge is being used to develop direct-acting antivirals which specifically target HCV replication factors, such as NS3/4A serine protease. These drugs have the potential to shorten treatment, decrease adverse effects, and improve SVR.⁷ As of January 2013, over 30 new agents were being tested, and two HCV NS3/4A protease inhibitors, telaprevir and boceprevir, were approved by the US Food and Drug Administration (FDA) in 2011.⁸ Guidelines for genotype 1 treatment have changed from 48 weeks of dual PEG-IFN + RBV therapy to 24–48 weeks of triple PEG-IFN + RBV + boceprevir/telaprevir therapy,⁹ and genotype 1 SVR rates have increased from approximately 40% to 70%.^{10,11} Treatment options progressed further in November and December 2013 with the approval of simeprevir and sofosbuvir. While this will significantly affect HCV treatment, these approvals and their supporting evidence were published after our literature review took place. Recommended treatment duration is 24 weeks for genotypes 2 and 3 and 48 weeks for genotype 1.

Despite these advances, HCV management has room for improvement. IFN-based therapy is associated with significant adverse effects, including fatigue, pain, influenza-like symptoms, neuropsychiatric effects, and others.¹² Consequently, many patients are unable or unwilling to proceed with treatment. Among those that do, SVR is not always achieved.

With increasing treatment options, ever-improving SVR rates, and yet significant remaining adverse effects, evidence of comparative effectiveness of these treatment options is required to achieve better outcomes. Patients and health care providers can then use this information to inform therapy decisions. This review identified and evaluated recently published and ongoing comparative effectiveness research (CER) pertaining to HCV. The review also identified current limitations in HCV outcomes research and assessed the identified studies against these limitations.

Methods

There has been one comprehensive review on the comparative effectiveness research for HCV by Chou et al published in 2013.¹³ Our study identified the most recent publication on

the effectiveness of HCV therapies beyond this study, and also provided a careful review of the study.¹³ Additionally, the search for ongoing clinical trials for HCV treatment was performed.

The search strategy for this review was consistent with Chou et al,¹³ and details are summarized in Table S1. Studies for HCV treatments were identified in National Center for Biotechnology Information (NCBI) Ovid Medline, The Cochrane Library, Scopus (includes EMBASE records from 1996 to present), PsycINFO, and clinical trial registries during the period of September 2012 to August 2013. These inclusion/exclusion criteria were used: 1) English-language articles and conference abstracts were included; 2) studies with pregnant women, patients who received a transplant, HIV-infected patients, patients undergoing hemodialysis, and previously treated patients were excluded; and 3) studies utilizing regimens with antiviral drugs not approved by the FDA for HCV infection were excluded.¹

The flow chart of the literature search is shown in Figure 1. We initially identified 249, ten, 619, 22, and two studies from NCBI Medline, The Cochrane Library, Scopus, PsycINFO, and clinical trial registries, respectively. After a manual review, 118 duplicates and 650 studies irrelevant to our objectives were excluded, and 134 studies remained for further screening. Applying the inclusion and exclusion criteria, a total of 19 studies (four randomized control trials [RCTs],^{14–17} ten meta-analysis studies,^{18–27} three nonrandomized intervention studies,^{28–30} one cross-sectional study,³¹ and one cohort study³²) were included for the updated studies for this review (Table 1). Additionally, eight RCTs were also included in this review that were published during the study period of Chou et al¹³ and met the inclusion/exclusion criteria, but were not reviewed by them.

Another study by Chou et al discussed research gaps and limitations and future research needs.³³ This review adds to the work of Chou et al¹³ by updating the list of clinical trials that may address HCV research limitations. Ongoing comparative studies regarding HCV were searched by one reviewer at ClinicalTrials.gov through August 2013. The search strategy mirrored that of Chou et al³³ and began with all trials listed under the topic “hepatitis C”. After limiting the results to Phase III studies in adults ≥ 18 years, 244 studies remained. Thirty-eight studies were excluded due to termination, withdrawal, or unknown status; full-text summaries of the remaining 206 studies were reviewed. Study participants were assessed for being treatment naïve, chronic HCV infected, and without coinfections such as human immunodeficiency virus (HIV) or hepatitis B virus (HBV).

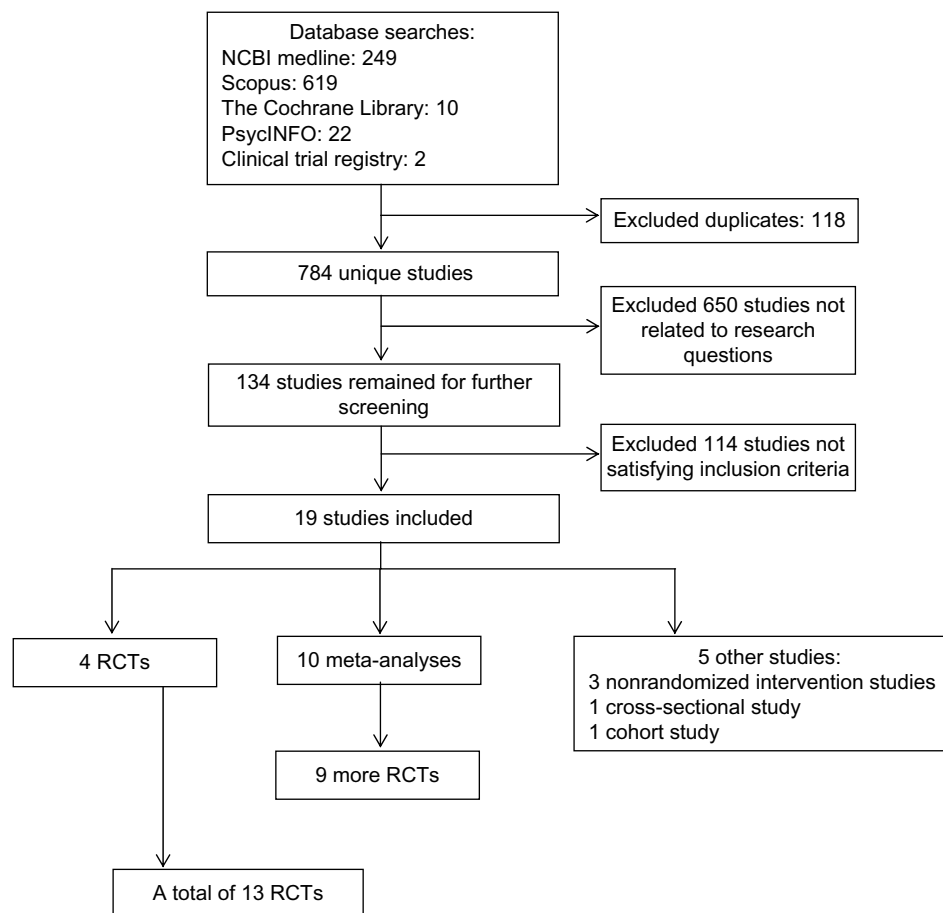


Figure 1 Flow chart for updated literature search.

Abbreviations: RCT, randomized control trial; NCBI, National Center for Biotechnology Information.

Studies with completion dates prior to the literature review in Chou et al¹³ (August 2012) were also excluded. Beyond the 46 studies addressed in Chou et al,¹³ 22 additional ongoing studies were identified (Figure 2).

Every investigator was actively involved in all phases of the study. Two investigators conducted the literature search for the published literatures and ongoing trials, and the remaining investigators were involved in the discussion of the uncertain cases.

Literature on CER for hepatitis C infection

A comprehensive comparative effectiveness research review for hepatitis C was conducted in a recent publication by Chou et al¹³ funded by the Agency for Healthcare Research and Quality (AHRQ). It systematically compared effectiveness and safety of antiviral treatments for HCV infection in treatment-naïve adults by answering four key questions: Q1) comparative effectiveness of antiviral treatments on health outcomes; Q2) SVR by patient character-

istics; Q3) comparative harms of antiviral treatments by patient characteristics; and Q4) improvements in SVR on reducing adverse health outcomes from HCV infection.

Studies published from 1947 to August 2012 from several literature databases, including Ovid Medline, The Cochrane Library, Embase, Scopus, PsycINFO, and clinical trial registries were included in this study. For key questions Q1 through Q3, it included RCTs of dual therapies (PEG-IFN alfa-2b plus RBV, PEG-IFN alfa-2a plus RBV), triple therapies (PEG-IFN, RBV, and either telaprevir or boceprevir), and different doses or duration of HCV therapies. For key question Q4, it included cohort studies comparing an SVR with no SVR after treatment on clinical outcomes (including mortality, cirrhosis, hepatic decompensation, hepatocellular carcinoma, and need for transplantation) and harms (including withdrawals due to adverse events, serious adverse events, neutropenia, anemia, psychological adverse events, influenza-like symptoms, and rash).

The study¹³ identified 90 studies for the systematic review (Figure 3). No study evaluated the comparative effectiveness

Table 1 Updated publications and summary of evidence on comparative effectiveness of treatment for HCV

Therapy category	Reference	Comparison	Population	Duration	Summary
Dual therapy vs single therapy	Deterding et al ¹⁴	Delayed treatment with PEG-IFN- α -2b plus RBV vs immediate PEG-IFN- α -2b	107 symptomatic and 25 asymptomatic German adults with acute HCV	24 weeks after treatment	Symptomatic and asymptomatic patients treated with delayed treatment had a slightly but not statistically significantly lower SVR and symptomatic patients treated with delayed treatment had significant better adherence
Dual therapy vs single therapy	Bosques-Padilla et al ⁴⁰	PEG-IFN- α -2a plus RBV, IFN- α -2b plus RBV, and PEG-IFN- α -2a alone	32 patients with chronic HCV infection	24 weeks after treatment	Patients treated with PEG-IFN- α -2a + RBV achieve higher SVR than IFN- α -2b + RBV or PEG-IFN- α -2a alone, and adverse events were also similar among the three arms
Dual therapy vs single therapy	Glue et al ³⁶	Dose-changing PEG-IFN- α -2b plus RBV vs PEG-IFN- α -2b alone	72 patients with compensated chronic HCV	24 weeks after treatment	Patients treated with dual therapy achieved better outcomes than monotherapy. Dose-response relationship between treatment and SVR rate with higher dosage associated with higher anti-HCV effects; however, the rate of adverse events was similar in groups of different doses
Dual therapy vs single therapy	Fried et al ⁴²	PEG-IFN- α -2a plus RBV, IFN- α -2b plus RBV, and PEG-IFN- α -2a alone	1,121 patients with chronic HCV in multicenters worldwide	24 weeks after treatment	Patients treated with PEG-IFN- α -2a + RBV achieve higher SVR than IFN- α -2b + RBV or PEG-IFN- α -2a alone, and adverse events were also similar among the three arms
Dual therapy vs dual therapy	Hilsden et al ¹⁵	Immediate vs delayed treatment with PEG-IFN- α -2a plus RBV	66 Canadian adult drug users with chronic HCV	1.8 years	Patients in delayed treatment had a slightly lower SVR than the patients in immediate treatment, and drop rates between immediate and delayed treatment were not significantly different
Dual therapy vs dual therapy	Bruno et al ⁴¹	PEG-IFN- α -2a plus RBV vs interferon α -2b plus RBV	311 patients with genotype 1 and chronic hepatitis	12 weeks after treatment	Patients treated with PEG-IFN- α -2a + RBV achieve higher SVR and less adverse events than IFN- α -2b + RBV
Dual therapy vs dual therapy	Lee et al ³⁷	PEG-IFN- α -2b plus RBV vs interferon α -2b plus RBV	153 Chinese patients with chronic HCV	24 weeks after treatment	PEG-IFN- α -2b plus RBV was associated with significantly higher SVR rate than IFN- α -2b + RBV in genotype 1 patients but not in genotype non-1 patients. Patients treated with PEG-IFN- α -2b plus RBV had a higher rate of adverse events
Dual therapy vs dual therapy	Sjogren et al ³⁹	PEG-IFN- α -2b plus RBV vs interferon α -2b plus RBV	59 multicenter patients with chronic HCV genotype 1	24 weeks after treatment	No difference of SVR rates or tolerability was found between IFN- α -2b + RBV and PEG-IFN- α -2b + RBV in genotype 1 patients
Dual therapy vs dual therapy	Kamal et al ³⁵	PEG-IFN- α -2b + RBV by changing treatment duration: fixed 48-week group and 3 variable-duration groups, including 24-week group, 36-week group, and 48-week group	358 patients with chronic HCV genotype 4	24 weeks after treatment	24-week and 36-week groups achieved higher SVRs than the other two 48-week groups, with a lower rate of adverse events and discontinuation
Dual therapy vs dual therapy	Lee et al ³⁸	Standard treatment of PEG-IFN- α -2a or PEG-IFN- α -2b + RBV for 48 weeks vs the individualized treatment was based on virological response at weeks 4, 8, and 12 after initiated with PEG-IFN- α -2a + RBV with shortening treatment to 24 weeks and 36 weeks or prolonging to 72 weeks	236 patients with chronic HCV genotypes other than 2 or 3	96 weeks from initiating treatment	Shortening treatment had a similar effect on standard treatment, and prolonged treatment did not improve SVR rates

Dual therapy vs dual therapy	Mangia et al ⁴³	Standard treatment of PEG-IFN- α -2a + RBV for 48 weeks, vs the individualized treatment was based on virological response at weeks 4, 8, and 12 after initiated with PEG-IFN- α -2a + RBV with shortening treatment to 24 weeks and 36 weeks or prolonging to 72 weeks	691 patients with HCV genotype 1 patients	24 weeks after treatment	Shortening treatment had a similar effect on standard treatment, and prolonged treatment did not improve SVR rates. Standard treatments were associated with a higher rate of adverse events
Dual therapy vs dual therapy	El Raziky et al ¹⁷	PEG-IFN- α -2a plus RBV vs PEG-IFN- α -2b plus RBV	3,718 patients with naive chronic HCV genotype 4	72 weeks from initiating treatment	SVR for the patients treated with PEG-IFN- α -2a were higher than that for the patients treated with PEG-IFN- α -2b at the similar discontinuation rates. Higher rates of aspartate aminotransferase elevation and lower thyroid-stimulating hormone abnormalities were observed in patients with PEG-IFN- α -2a
Triple therapy vs dual therapy	Sulkowski et al ¹⁶	PEG-IFN- α -2b + RBV + boceprevir vs PEG-IFN- α -2b + RBV	1,097 patients with chronic hepatitis C genotype 1	24 weeks after treatment	Patients treated on the boceprevir arms had much higher rates of anemia than those on the dual therapy; nevertheless, the SVR rate was higher in patients with anemia than those without anemia

Abbreviations: HCV, hepatitis C virus; IFN- α , interferon alfa; PEG, polyethylene glycol; PEG-IFN- α , PEGylated interferon alfa; RBV, ribavirin; SVR, sustained virologic response, vs, versus.

of antiviral treatments on long-term clinical outcomes (ie, mortality, complications of chronic HCV infection, or quality of life). For dual-therapy regimens, it found that: 1) dual therapy with PEG-IFN alfa-2b plus RBV was slightly less likely to achieve SVR compared to dual therapy with PEG-IFN alfa-2a plus RBV 2) in patients with genotype 2 or 3 infection, dual therapy for 12 to 16 weeks was less likely to achieve SVR than dual therapy for 24 weeks, while there was no difference between 24 weeks and longer duration of therapy; 3) standard doses of PEG-IFN alfa-2b were more effective than lower doses, while no differential effects of RBV dosing were seen in the published RCTs; 4) lower response rates were observed in older patients, minorities (blacks), patients with high viral load, patients with liver-related complications, or genotype 1-infected patients; and 5) the tolerability did not significantly vary among different dual therapy treatments, while PEG-IFN alfa-2b had a slightly improved safety profile due to its lower risk of serious adverse events.

For triple-therapy regimens, it found that: 1) triple-therapy regimens were associated with an increased likelihood of achieving an SVR than dual therapy; 2) triple-therapy regimens had similar effects on achieving an SVR as dual therapy in patient groups with different demographic characteristics; 3) triple therapy was associated with increased risk of adverse events, such as hematological adverse events for boceprevir and anemia and rash for telaprevir; and 4) flu-like symptoms were the most commonly reported adverse events of all antiviral regimens. As for SVR after antiviral therapy and clinical outcomes, they reported that 19 published studies indicated that patients with an SVR after the antiviral therapy had a lower risk of all-cause mortality, liver-related mortality, and other hepatic complications than patients with no SVR; however, more than half of the studies were conducted in Asian countries.

Updated literature and findings (September 2012–August 2013)

A total of 29 publications were identified by the search criteria described earlier and carefully reviewed; they are summarized in this section. The types of studies reviewed include RCTs, nonrandomized intervention studies, observational studies, and meta-analyses studies.

RCTs

Dual therapy

An open-label Phase III noninferiority trial among German adults with acute HCV discovered that symptomatic patients treated with delayed treatment with PEG-IFN alfa-2b plus

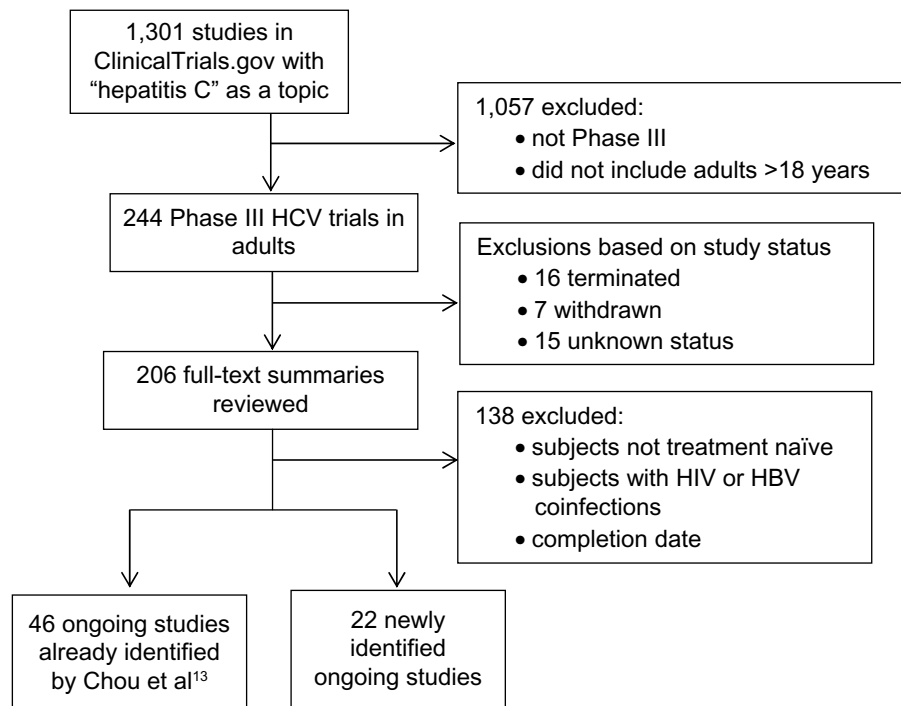


Figure 2 Flow chart for updated ongoing clinical trial search. **Abbreviations:** HCV, hepatitis C virus; HBV, hepatitis B virus.

RBV (for 24 weeks) starting at 12 weeks had a slightly but not statistically significantly lower SVR (67% versus [vs] 54%, $P=0.071$) compared to those treated with immediate PEG-IFN alfa-2b treatment for 24 weeks.¹⁴ However, symptomatic patients with delayed treatment were more likely to have discontinuation than symptomatic and asymptomatic patients assigned immediate treatment (42% vs 25%, $P=0.037$).¹⁴ Another randomized, open-label trial was conducted among

Canadian adult drug users with chronic HCV to compare immediate treatment (treating 24 weeks for HCV genotype 1 and 48 weeks for genotypes 2 or 3) to delayed treatment (starting treatment after 24 weeks of observation for HCV genotype 1 and 48 weeks of observation for genotypes 2 or 3) with PEG-IFN alfa-2a plus RBV and followed for 96 months.¹⁵ Similarly, patients who received the delayed treatment had a slightly lower SVR than the patients who received the immediate treatment (39% vs 65%, $P=0.06$). However, drop rates between immediate and delayed treatment were not significantly different (23% vs 33%, $P=0.389$). The effects of PEG-IFN alfa-2a plus RBV and PEG-IFN alfa-2b plus RBV were compared among Egyptian patients with chronic HCV genotype 4.¹⁷ In this trial, the SVR for the patients treated with PEG-IFN alfa-2a were higher than that for the patients treated with PEG-IFN alfa-2b (59.6% vs 53.9%, $P<0.05$) at similar discontinuation rates (rates not reported); however, significantly higher rates of aspartate aminotransferase elevation and lower thyroid-stimulating hormone abnormalities were observed in patients with PEG-IFN alfa-2a (72.5% vs 69.2%, $P=0.03$; 10.3% vs 12.5%, $P=0.04$).

Triple versus dual therapy

A study utilizing triple therapy explored the risk of developing anemia in an international randomized trial in which patients were assigned to one of three arms: placebo plus PEG-IFN- α -2b and RBV for 44 weeks; boceprevir plus

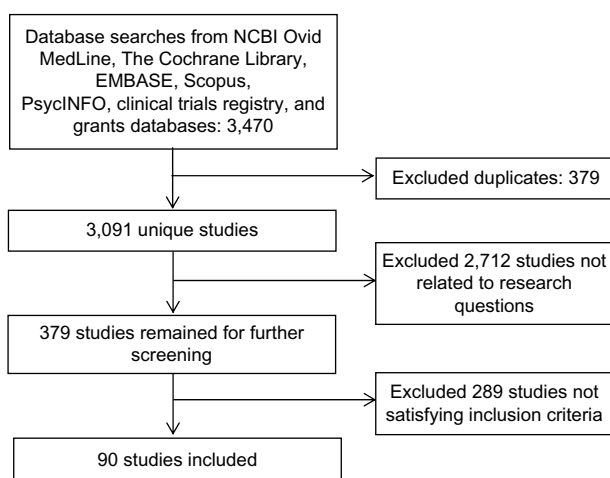


Figure 3 Flow chart for literature search. **Note:** Adapted from Chou R, Hartung D, Rahman B, Wasson N, Cottrell E, Fu R. Treatment for Hepatitis C virus infection in adults. *Comparative Effectiveness Reviews*, No 76. Rockville; Agency for Healthcare Research and Quality (US); 2012. Available from: www.effectivehealthcare.ahrq.gov/reports/final.cfm.⁶⁰ **Abbreviation:** NCBI, National Center for Biotechnology Information.

PEG-IFN- α -2b and RBV using response-guided therapy; and boceprevir plus PEG-IFN- α -2b and RBV for 44 weeks.¹⁶ The study found that patients in the boceprevir arms had much higher rates of anemia than those on dual therapy (50% vs 31%, P -value not reported); nevertheless, the SVR rate was higher in patients with anemia than those without anemia (72% vs 58%, P -value not reported).

Studies other than RCTs

Dual therapy

Hu et al²⁸ evaluated the efficacy and safety of weekly PEG-IFN plus RBV among middle-aged adults (50–64 years) compared to the elderly adults (≥ 65 years) with chronic HCV infection in Taiwan. They found that SVR rate was significantly lower in the elderly than in the middle aged (40.7% vs 61.5%, $P=0.005$) with follow-up for 24 weeks after the completion of treatment.²⁸ Interestingly, the significant difference only occurred in nongenotype 1 HCV patients. Compared to the middle-aged group, the elderly had a significantly higher rate of anorexia, dyspnea, skin rash, and hematological adverse events, including thrombocytopenia and anemia. Due to the intolerance to adverse events, withdrawal rates in the elderly were higher compared to the middle-aged (13.2% vs 7.7%, P -value not reported). A cross-sectional study compared the safety of HCV treatment with PEG-IFN α -2a vs PEG-IFN α -2b among 340 individuals at the Reference Center for Special Immunobiologicals of the Hospital Mario Covas, Brazil.³¹ Compared to PEG-IFN α -2a, PEG-IFN α -2b was more likely to be associated with fever (69.6% vs 45.5%, $P=0.001$) and weight loss (80.1% vs 62.1%, $P=0.001$). Another retrospective multicenter trial conducted in Korea discovered that PEG-IFN α -2a and PEG-IFN α -2b had similar effects on SVR and adverse events rate, even after controlling for age, HCV viral load, and hepatic fibrosis.²⁹

A meta-analysis study, Flori et al,¹⁸ investigated eleven randomized and 15 nonrandomized trials to evaluate the effectiveness of PEG-IFN α -2a vs PEG-IFN α -2b.¹⁸ This study suggested that PEG-IFN α -2a plus RBV was more effective than PEG-IFN α -2b plus RBV, especially in genotype 1 or 4 HCV patients. Another meta-analysis study by Minami et al¹⁹ found that PEG-IFN α -2a was associated with a higher risk of severe adverse events than PEG-IFN α -2b (7.45% vs 6.74%, P -value not reported).¹⁹ Additionally, patients with higher doses of PEG-IFN treatment had a higher risk of severe adverse events than those with lower doses (11.94% vs 6.99% for PEG-IFN α -2a; 7.10% vs 5.05% for PEG-IFN α -2b, P -value not reported). Patients also had a higher rate of severe adverse events with the extended duration (>48 weeks) than with

the standard duration (48 weeks) (15.5% vs 6.67%, P -value not reported). However, another meta-analysis based on seven randomized and nonrandomized clinical trials did not find a statistically significant difference in rapid virological response and SVR between PEG-IFN α -2a and PEG-IFN α -2b, although it found a positive relationship between PEG-IFN α -2a and early complete virological response and sustained virological response.²⁰ Another meta-analysis compared the treatment duration of PEG-IFN plus RBV and found that extended PEG-IFN plus RBV for 72 weeks was more effective than standard PEG-IFN plus RBV for 48 weeks among patients with HCV genotype 1, while no difference in adverse events was observed for the two treatment strategies.²¹ Finally, a pooled analysis based on five RCTs assessed the safety of standard-dose (180 μ g/week) vs high-dose (360 μ g/week) PEG-IFN α -2a plus RBV in HCV genotype 1 or 4 patients.²² Although it did not find a statistically significant difference in frequencies of severe adverse events (3.2% vs 4.2%, $P>0.05$) or discontinuation rates (2.8% vs 2.9%, $P>0.05$), it showed that patients receiving high doses were more likely to experience weight loss compared to those receiving the standard dose (7.7% vs 3.3%, $P<0.05$).

Triple therapy versus dual therapy

A meta-analysis study, Sitole et al,²³ of Phase II and Phase III placebo-controlled studies, suggested that chronic HCV patients treated with telaprevir or boceprevir + PEG-IFN + RBV were each about three times more likely to achieve SRV than the control group (odds ratio =3.31 or 3.55; $P<0.0001$).²³ Additionally, telaprevir patients were more likely to incur rash, pruritus, and anemia, while boceprevir patients were more likely to incur anemia and dysgeusia.²³ Another meta-analysis study found that both boceprevir and telaprevir could achieve better SVR (relative risk [RR]=1.91, $P<0.05$ for boceprevir; RR =1.69, $P<0.05$ for telaprevir), reduce relapse rate (RR =0.24, $P>0.05$; RR =0.30, $P<0.05$), and decrease the discontinuation rate (RR =0.65, $P<0.05$; RR =0.81, $P>0.05$) than placebo.²⁴ This study also found that patients treated with boceprevir were more likely to have anemia (RR =1.63) while those treated with telaprevir were more likely to have rash (RR =1.49, $P<0.05$) and pruritus (RR =1.41, $P<0.05$). A meta-analysis by Qin et al²⁵ discovered that the addition of telaprevir to PEG-IFN plus RBV increased the risk of severe adverse events (RR =1.56, $P=0.0007$), treatment discontinuation (RR =2.10, $P<0.0001$), nausea (RR =1.39, $P<0.0001$), diarrhea (RR =1.32, $P=0.004$), pruritus (RR =1.56; $P=0.0006$), rash (RR =1.60, $P<0.0001$), and anemia (RR =1.55, $P=0.007$).²⁵

The study by Gu et al²⁶ showed that telaprevir with PEG-IFN plus RBV significantly lowered the SVR without the higher incidence of severe adverse events or treatment discontinuation among genotype 1 HCV patients.²⁶

Triple therapy

Furusyo et al³⁰ suggested that telaprevir plus PEG-IFN and RBV had similar effects on HCV RNA and SVR in both genotype 1b HCV Japanese patients aged >60 years and aged ≤60 years. Additionally, in both age groups, patients with *IL28B* TT allele had a significantly better response than patients with *IL28* TG/GG allele according to their SVR rates.³⁰

SVR and mortality

An international, multicenter, long-term follow-up study in Europe and Canada investigated the association between SVR and mortality in patients with chronic HCV or advanced hepatic fibrosis.³² The study found that SVR was associated with a reduced risk of all-cause mortality (hazard ratio =0.26; $P<0.001$) and a reduced risk of liver-related mortality or transplantation (hazard ratio =0.06; $P<0.001$). This study

also found that patients with SVR were less likely to have hepatocellular carcinoma (5.1% vs 21.8%) and liver failure (2.1% vs 29.9%, $P<0.001$) than patients without SVR. A meta-analysis on observational studies by Morgan et al²⁷ further supported the finding that SVR had an effect on reducing hepatocellular carcinoma, with a pooled RR of 0.24.²⁷

Quality assessment for included studies

We evaluated the quality of the RCTs using the Cochrane Collaboration's tool, which is commonly used to evaluate RCTs in many systematic reviews and meta-analysis studies.³⁴ It consists of five components: random sequence generation, concealment of allocation, blinding, attrition, and funding source. The quality assessment results for RCTs are reported in Table 2. Among 13 RCTs, seven RCTs provided a description about how the allocation sequence was generated randomly, with an illustration of the adequacy of the procedures.^{14,15,34-38} All but one RCT discussed the concealment of allocation.³⁵ Eight RCTs were open-label trials;^{14-17,36-39} only one RCT was blinded adequately,³⁵ and four RCTs were unclear about the blinding.⁴⁰⁻⁴³ Ten RCTs justified their data sets in terms of discontinuation or drop-off

Table 2 Quality assessment for RCTs included in the updated publication

Therapy category	Reference	Random sequence generation	Concealment of allocation	Blinding	Attrition reporting	Funding source
Dual therapy vs single therapy	Deterding et al ¹⁴	Adequate	Unclear	Inadequate	Adequate	Other
Dual therapy vs dual therapy	Hilsden et al ¹⁵	Adequate	Inadequate	Inadequate	Adequate	Pharmaceutical companies
Dual therapy vs single therapy	Fried et al ⁴²	Unclear	Unclear	Unclear	Adequate	Other
Dual therapy vs dual therapy	Bruno et al ⁴¹	Adequate	Unclear	Unclear	Adequate	Not reported
Dual therapy vs single therapy	Bosques-Padilla et al ⁴⁰	Unclear	Unclear	Unclear	Adequate	Not reported
Dual therapy vs dual therapy	Lee et al ³⁷	Adequate	Unclear	Inadequate	Adequate	Pharmaceutical companies
Dual therapy vs dual therapy	Sjogren et al ³⁹	Adequate	Unclear	Inadequate	Inadequate	Pharmaceutical companies
Dual therapy vs single therapy	Glue et al ³⁶	Unclear	Unclear	Inadequate	Inadequate	Not reported
Dual therapy vs dual therapy	Kamal et al ³⁵	Unclear	Adequate	Adequate	Adequate	Pharmaceutical companies
Dual therapy vs dual therapy	Lee et al ³⁸	Adequate	Unclear	Inadequate	Adequate	Not reported
Dual therapy vs dual therapy	Mangia et al ⁴³	Adequate	Unclear	Unclear	Adequate	Not reported
Dual therapy vs dual therapy	El Raziky et al ¹⁷	Unclear	Unclear	Inadequate	Inadequate	Not reported
Triple therapy vs dual therapy	Sulkowski et al ¹⁶	Unclear	Unclear	Inadequate	Adequate	Pharmaceutical companies

Abbreviations: RCT, randomized control trial; vs, versus.

rates for each arm,^{14–16,35,37,38,40–43} while three RCTs provided inadequate attrition data.^{17,36,39} As for funding sources, five RCTs were supported fully or partially by pharmaceutical companies,^{15,16,35,37,39} two RCTs were supported by governments or other nonprofit organizations,^{14,42} and six RCTs did not report their funding source.^{17,36,38,40,41,43}

As for non-RCTs, we adopted the Grading of Recommendations Assessment, Development and Evaluation (GRADE) approach to assess study quality.⁴⁴ GRADE considers three factors: sample size, effect size, and bias to adjust the magnitude of treatment effects. The quality assessment results for non-RCT studies were reported in Table 3. Most of the studies in our review were rated as moderate quality except for a cross-sectional study that compared PEG-IFN alfa-2a and PEG-IFN alfa-2b in terms of safety profiles.³¹

Study needs in CER for hepatitis C

Research gaps and limitations of the existing CER literature and future study needs to address them were identified in the study by Chou et al;³³ these are listed in Table 4. The limitations were organized according to the PICOT (Population-related gaps, Intervention-related gaps, Comparator-related gaps, Outcome-related gaps, and Timing-related gaps) framework, then sent by survey to stakeholders who prioritized their importance and gave additional feedback.³³ Stakeholders included clinicians, researchers, policy makers, payors, and consumer advocates. The resulting list included 12 limitations ranked in order of importance from highest to lowest. Issues 1–7 were classified as top-tier issues, and the remainder as second-tier issues (Table 4).

Chou et al then looked at ongoing clinical trials to assess how forthcoming research was addressing these issues.³³ Using ClinicalTrials.gov, they identified and reviewed 46

ongoing studies that might address top-tier issues through August 2012. Two addressed issue 2 (broader spectrum of patients), four addressed issue 3 (new IFN-free drug regimens), and three addressed issue 6 (long-term outcomes). This review updated the list of clinical trials following the same search strategy of Chou et al.³³ In addition to the 46 studies identified in Chou's article, 22 new studies were found after exclusions. These studies were then evaluated to determine whether they addressed the identified limitations that were initially classified in Chou et al³³ (Table 4).

Several trends regarding the progress of HCV treatment are apparent in these results. Most notably, some limitations are being addressed more heavily than others. This imbalance is best illustrated by issue 3 (new IFN-free drugs). While many limitations were addressed in few or no studies, issue 3 was addressed in ten of the 22 new studies. Orally delivered, IFN-free drug regimens are becoming much more common, and it is expected that such treatment will become standard. IFN-free treatment should also decrease adverse event rates and increase compliance. Longer-term studies (issue 6) are also receiving some attention, with three more studies looking at relapse and safety outcomes beyond 1 year post-treatment. Population-related gaps were addressed in three studies: two recruiting geriatric patients (issue 10) and one recruiting active drug users (issue 2). Lastly, one study was independently funded (issue 11) and looked at long-term harms of telaprevir/boceprevir (issue 12). These ongoing trials indicate that some progress is being made in filling in current research gaps. However, five of the identified limitations were not addressed in any of the published papers or ongoing trials identified in this review. Issues such as real-world effects, poor adherence, and clinically relevant outcomes are not being seen in ongoing trials. Rather, the majority of studies continue to be industry-sponsored RCTs using highly selective inclusion criteria and short-term SVR as outcomes. Although RCTs are known to be the best available study method of treatment outcomes, a retrospective study may better answer the long-term outcomes of HCV treatment options.

Discussion

Alternative antiviral therapies for HCV continue to be improved, so careful evaluation of their effectiveness and safety is required to assist patients, clinicians, and policy makers to make informed decisions. There has been only one comparative effectiveness research study of HCV treatment by Chou et al.¹³ Although no more comparative effectiveness research has been conducted since then, 19 new studies have

Table 3 Quality assessment for non-RCT studies included in the updated publication

Therapy category	Reference	Study type	Grade ranking
Dual therapy vs dual therapy	Hu et al ²⁸	Nonrandomized intervention study	Moderate-quality evidence
Dual therapy vs dual therapy	Garcia et al ³¹	Cross-sectional study	Low-quality evidence
Dual therapy vs dual therapy	Jin et al ²⁹	Nonrandomized intervention study	Moderate-quality evidence
Triple therapy vs dual therapy	Furusyo et al ³⁰	Nonrandomized intervention study	Moderate-quality evidence
SVR and mortality	van der Meer et al ³²	Cohort study	Moderate-quality evidence

Abbreviations: RCT, randomized control trial; SVR, sustained virologic response; vs, versus.

Table 4 Research gaps and limitations and updated ongoing clinical trials of treatment for HCV

Future research need identified by Chow et al ³³		Newly identified trials addressing needs		Estimated completion date
Top tier	Study	Description		
1. Need for studies designed using an effectiveness paradigm to understand real-world effects of antiviral regimens, including effects related to the poorer treatment adherence than expected from efficacy trials	No studies identified			
2. Lack of studies enrolling broader spectrum of patients, including those with medical and psychological comorbidities seen in clinical practice, such as advanced cirrhosis and IV drug users	Hilsden et al ⁵	PEGylated interferon plus self-administered ribavirin for the treatment of hepatitis C virus infection in people actively using drugs		N/A
3. Need for evidence on new drugs currently in clinical phases, including oral regimens without interferon	NCT01701401 ⁴⁶	Safety and efficacy of sofosbuvir/GS-5885 fixed-dose combination (FDC) +/- ribavirin for the treatment of HCV		December 14
	NCT01716585 ⁴⁷	Efficacy and safety of ABT-450/ritonavir/ABT-267 (ABT-450/r/ABT-267) and ABT-333 co-administered with ribavirin in genotype 1 chronic HCV		September 14
	NCT01718145 ⁴⁸	Comparative study of asunaprevir and daclatasvir combination therapy versus telaprevir therapy in Japanese HCV subjects		August 14
	NCT01728324 ⁴⁹	Study of BI 207127 in combination with faldaprevir and ribavirin for chronic genotype 1 HCV		September 15
	NCT01732796 ⁵⁰	Study of BI 207127 in combination with faldaprevir and ribavirin in treatment-naïve patients with chronic genotype 1 HCV infection		October 15
	NCT01767116 ⁵¹	Safety and effect of ABT-450, ritonavir and ABT-267 (ABT-450/r/ABT-267) and ABT-333 with and without ribavirin in hepatitis C virus genotype 1b-infected treatment-naïve adults		August 14
	NCT01833333 ⁵²	Efficacy and safety of the combination of ABT-450/ritonavir/ABT-267 (ABT-450/r/ABT-267) and ABT-333 with and without ribavirin in genotype 1b HCV infection		August 14
	NCT01851330 ⁵³	Safety and efficacy of sofosbuvir/ledipasvir fixed-dose combination ± ribavirin for the treatment of HCV		December 14
	NCT01854697 ⁵⁴	Efficacy and safety of ABT-450/ritonavir/ABT-267 and ABT-333 with and without ribavirin compared to telaprevir triple therapy in chronic genotype 1 HCV		August 15
	NCT01858961 ⁵⁵	Study of an interferon-free regimen of BI 207127 in combination with faldaprevir and ribavirin compared to telaprevir triple therapy in chronic genotype 1b HCV infection		May 16
4. Lack of studies in screen detected patients	No studies identified			
5. Lack of studies on effects of using noninvasive methods for assessing liver fibrosis to guide treatment decisions	No studies identified			
6. Lack of studies assessing important long-term clinical outcomes associated with current antiviral treatments for chronic HCV infection	NCT01754974 ⁵⁶	Efficacy and safety of PEGylated interferon lambda-1a compared to PEGylated interferon alfa-2a, each in combination with ribavirin, in the treatment of genotype 1 chronic HCV subjects		September 15
	NCT01447446 ⁵⁷	Non-interventional cohort study on the utilization and impact of dual and triple therapies based on PEGylated interferon for the treatment of chronic HCV		December 15
	NCT01604291 ⁵⁸	Non-interventional study, on the efficacy of dual and triple therapies based on PEGylated interferon alfa-2a for the treatment of chronic HCV		November 16

7. Lack of studies that adequately control for potential confounders reporting clinical outcomes in patients who experience SVR with those who do not experience SVR	No studies identified		
Second tier			
8. Need for methodologically rigorous studies conducted in settings applicable to US populations evaluating the association between achieving an SVR and improvements in clinical outcomes	No studies identified		
9. Lack of studies evaluating the usefulness of genomics and other methods for individualized treatment decisions in patients with HCV infection using genomics or other methods (eg, treatment algorithms) and how these treatment decisions affect clinical outcomes	Miyase et al ⁴⁵ Furusyo et al ³⁰ Mangia et al ⁴³ Lee et al ³⁸	Randomized trial of PEGylated interferon α -2a plus ribavirin versus PEGylated interferon α -2b plus ribavirin for chronic hepatitis C in Japanese patients Efficacy and safety of telaprevir in older patients with HCV genotype 1b infection Individualized treatment duration for hepatitis C genotype 1 patients Efficacy of treatment, guided by a shorter duration of response for hepatitis C virus other than genotypes 2 or 3	N/A N/A N/A N/A
10. Lack of studies enrolling patients with advanced age (>65–70 years)	Hu et al ²⁸	Efficacy and safety of ribavirin plus PEGylated interferon α in geriatric patients with chronic hepatitis C	N/A
11. Need for well-designed, independently funded studies	Furusyo et al ³⁰ NCT01771653 ³⁹	Efficacy and safety of telaprevir in older patients with HCV genotype 1b infection Observational comparison of two triple regimens containing telaprevir and boceprevir for treatment and retreatment of chronic hepatitis C infection	N/A December 15
12. Lack of studies reporting long-term follow-up of patients exposed to telaprevir and boceprevir to understand the long-term harms associated with use of telaprevir and boceprevir	NCT01771653 ³⁹	Observational comparison of two triple regimens containing telaprevir and boceprevir for treatment and retreatment of chronic hepatitis C infection	December 15

Abbreviations: HCV, hepatitis C virus; IV, intravenous; N/A, not applicable; PEG, polyethylene glycol; SVR, sustained virologic response.

been published, and they reinforce most of the conclusions made by Chou et al. Concerning double therapy, three additional articles reported an advantage of PEG-IFN alfa-2a over PEG-IFN alfa-2b.^{17,18,20} The duration of dual therapy continued to be a common research question, and another three articles reinforced the thought that the longer duration of dual therapy was associated with higher SVR in HCV genotypes 2 and 3.^{19,21,35} In genotype 1, a clear advantage was still seen in triple therapy over dual therapy. However, five articles reported that this advantage did come at the cost of a higher rate of adverse effects, such as anemia with boceprevir and rash with telaprevir.^{16,23–25} Two articles, including one meta-analysis study in our search, examined the association of achieving SVR and health outcomes, and they agreed that patients who attain SVR are less likely to experience liver carcinoma, liver failure, and liver-related death.³² All of these findings are in harmony with the conclusions made by Chou et al. Additionally, consistent with Chou et al, we were unable to find any study measuring long-term clinical outcomes associated with treatment.

A small number of new articles since Chou et al¹³ also add to CER knowledge by addressing issues that were not seen in the AHRQ article. First, some studies in our search looked at the likelihood of SVR in specific subgroups. Two of these looked at response rates in elderly and nonelderly patients. One found lower rates of SVR in the elderly undergoing dual therapy.²⁸ The other found no difference in SVR between elderly and nonelderly undergoing triple therapy.³⁰ One study included genetic data, looking at the effect of the *IL28B* gene on SVR.³⁰ Another study researched the effect of individualizing treatment duration based on early virological response.³⁸ Lastly, two studies addressed the effect of delayed PEG-IFN treatment, but neither one was able to show a statistically significant difference.^{14,15} While most articles in our search addressed the same issues as the AHRQ article, these few articles show that some research is being done to fill in gaps.

Some of the gaps and limitations of current CER literature for HCV were filled by additional research over the past year, yet many of them still remained unanswered. According to the ongoing research identified by Chou et al,³³ effectiveness of alternative therapies for a broader range of patients, long-term clinical outcomes of current treatment options, and evidence on new IFN-free drug regimens may further be answered with the completion of ongoing clinical trials. We identified 22 new additional clinical trials since August 2012. Although one of our updated ongoing clinical trials may fill the gap in the literature by analyzing the long-term effect and harm of

telaprevir and boceprevir in an independently funded setting, most of the updated ongoing clinical trials focus more on the same issues as clinical trials listed in Chou et al.³³ One limitation of this review is the lack of data concerning the recently approved simeprevir and sofosbuvir. While clinical trials of these drugs were included in our identified list of ongoing studies, the results and subsequent approvals occurred after our literature search was completed.

Conclusion

A fair amount of research has been conducted to evaluate efficacy and effectiveness of antiviral therapies and provide evidence. To have complete information on the effectiveness of alternative treatments for HCV, however, further research on their effectiveness in the general population, data on treatment methods such as noninvasive treatment and individualized treatment, and the long-term effect of triple therapies is needed. Additionally, evidence in a real-world setting is lacking. Methodologically thorough and independently funded retrospective research will help to generalize the effectiveness of current therapies for HCV.

Disclosure

The authors report no conflicts of interest in this work.

References

- Mohd Hanafiah K, Groeger J, Flaxman AD, Wiersma ST. Global epidemiology of hepatitis C virus infection: new estimates of age-specific antibody to HCV seroprevalence. *Hepatology*. 2013;57(4):1333–1342.
- Perz JF, Armstrong GL, Farrington LA, Hutin YJ, Bell BP. The contributions of hepatitis B virus and hepatitis C virus infections to cirrhosis and primary liver cancer worldwide. *J Hepatol*. 2006;45(4):529–538.
- Ly KN, Xing J, Klevens RM, Jiles RB, Ward JW, Holmberg SD. The increasing burden of mortality from viral hepatitis in the United States between 1999 and 2007. *Ann Intern Med*. 2012;156(4):271–278.
- Alter MJ, Kruszon-Moran D, Nainan OV, et al. The prevalence of hepatitis C virus infection in the United States, 1988 through 1994. *N Engl J Med*. 1999;341(8):556–562.
- Veldt BJ, Heathcote EJ, Wedemeyer H, et al. Sustained virologic response and clinical outcomes in patients with chronic hepatitis C and advanced fibrosis. *Ann Intern Med*. 2007;147(10):677–684.
- McHutchison JG, Lawitz EJ, Shiffman ML, et al. Peginterferon alfa-2b or alfa-2a with ribavirin for treatment of hepatitis C infection. *N Engl J Med*. 2009;361(6):580–593.
- Jazwinski AB, Muir AJ. Direct-acting antiviral medications for chronic hepatitis C virus infection. *Gastroenterol Hepatol (NY)*. 2011;7(3):154–162.
- Stedman CA. Current prospects for interferon-free treatment of hepatitis C in 2012. *J Gastroenterol Hepatol*. 2013;28(1):38–45.
- Ghany MG, Nelson DR, Strader DB, Thomas DL, Seeff LB; American Association for Study of Liver Diseases. An update on treatment of genotype 1 chronic hepatitis C virus infection: 2011 practice guideline by the American Association for the Study of Liver Diseases. *Hepatology*. 2011;54(4):1433–1444.
- Jacobson IM, McHutchison JG, Dusheiko G, et al; ADVANCE Study Team. Telaprevir for previously untreated chronic hepatitis C virus infection. *N Engl J Med*. 2011;364(25):2405–2416.
- Poordad F, McCone J, Bacon BR, et al; SPRINT-2 Investigators. Boceprevir for untreated chronic HCV genotype 1 infection. *N Engl J Med*. 2011;364(13):1195–1206.
- Fried MW. Side effects of therapy of hepatitis C and their management. *Hepatology*. 2002;36(5 Suppl 1):S237–S244.
- Chou R, Hartung D, Rahman B, Wasson N, Cottrell EB, Fu R. Comparative effectiveness of antiviral treatment for hepatitis C virus infection in adults: a systematic review. *Ann Intern Med*. 2013;158(2):114–123.
- Deterding K, Grüner N, Buggisch P, et al; Hep-Net Acute HCV-III Study Group. Delayed versus immediate treatment for patients with acute hepatitis C: a randomised controlled non-inferiority trial. *Lancet Infect Dis*. 2013;13(6):497–506.
- Hilsden RJ, Macphail G, Grebely J, Conway B, Lee SS. Directly observed pegylated interferon plus self-administered ribavirin for the treatment of hepatitis C virus infection in people actively using drugs: a randomized controlled trial. *Clin Infect Dis*. 2013;57 Suppl 2:S90–S96.
- Sulkowski MS, Poordad F, Manns MP, et al; SPRINT-2 Trial Investigators. Anemia during treatment with peginterferon Alfa-2b/ribavirin and boceprevir: Analysis from the serine protease inhibitor therapy 2 (SPRINT-2) trial. *Hepatology*. 2013;57(3):974–984.
- El Raziky M, Fathalah WF, El-Akel WA, et al. The effect of peginterferon Alpha-2a vs peginterferon Alpha-2b in treatment of naive chronic HCV genotype-4 patients: A Single Centre Egyptian Study. *Hepat Mon*. 2013;13(5):e10069.
- Flori N, Funakoshi N, Duny Y, et al. Pegylated interferon- α 2a and ribavirin versus pegylated interferon- α 2b and ribavirin in chronic hepatitis C: a meta-analysis. *Drugs*. 2013;73(3):263–277.
- Minami T, Kishikawa T, Sato M, Tateishi R, Yoshida H, Koike K. Meta-analysis: mortality and serious adverse events of peginterferon plus ribavirin therapy for chronic hepatitis C. *J Gastroenterol*. 2013;48(2):254–268.
- Coppola N, Pisaturo M, Tonziello G, Sagnelli C, Sagnelli E, Angelillo IF. Efficacy of Pegylated interferon α -2a and α -2b in patients with genotype 1 chronic hepatitis C: a meta-analysis. *BMC Infect Dis*. 2012;12:357.
- Katz LH, Goldvaser H, Gafter-Gvili A, Tur-Kaspa R. Extended peginterferon plus ribavirin treatment for 72 weeks versus standard peginterferon plus ribavirin treatment for 48 weeks in chronic hepatitis C genotype 1 infected slow-responder adult patients. *Cochrane Database Syst Rev*. 2012;9:CD008516.
- Marcellin P, Roberts SK, Reddy KR, et al. Safety profile of standard- vs high-dose peginterferon alfa-2a plus standard-dose ribavirin in HCV genotype 1/4 patients: pooled analysis from 5 randomized studies. *Expert Opin Drug Saf*. 2012;11(6):901–909.
- Sitole M, Silva M, Spooner L, Comee MK, Malloy M. Telaprevir versus boceprevir in chronic hepatitis C: a meta-analysis of data from phase II and III trials. *Clin Ther*. 2013;35(2):190–197.
- Cooper CL, Druyts E, Thorlund K, et al. Boceprevir and telaprevir for the treatment of chronic hepatitis C genotype 1 infection: an indirect comparison meta-analysis. *Ther Clin Risk Manag*. 2012;8:105–130.
- Qin H, Li H, Zhou X, et al. Safety of telaprevir for chronic hepatitis C virus infection: a meta-analysis of randomized controlled trials. *Clin Drug Investig*. 2012;32(10):665–672.
- Gu L, Chen Q, Xie J, et al. Telaprevir for genotype 1 chronic hepatitis C: a systematic review and meta-analysis. *Pharmazie*. 2012;67(12):963–972.
- Morgan RL, Baack B, Smith BD, Yartel A, Pitasi M, Falck-Ytter Y. Eradication of hepatitis C virus infection and the development of hepatocellular carcinoma: a meta-analysis of observational studies. *Ann Intern Med*. 2013;158(5 Pt 1):329–337.
- Hu CC, Lin CL, Kuo YL, et al. Efficacy and safety of ribavirin plus pegylated interferon alfa in geriatric patients with chronic hepatitis C. *Aliment Pharmacol Ther*. 2013;37(1):81–90.
- Jin YJ, Lee JW, Lee JI, et al. Multicenter comparison of PEG-IFN α 2a or α 2b plus ribavirin for treatment-naïve HCV patient in Korean population. *BMC Gastroenterol*. 2013;13:74.

30. Furusyo N, Ogawa E, Nakamuta M, et al; Kyushu University Liver Disease Study (KULDS) Group. Telaprevir can be successfully and safely used to treat older patients with genotype 1b chronic hepatitis C. *J Hepatol*. 2013;59(2):205–212.
31. Garcia TJ, Lara PH, Morimoto TP, Higasiaraguti M, Perejão AM, Ayub MA. Side effects of the hepatitis C treatment at the ABC application center. *Rev Assoc Med Bras*. 2012;58(5):543–549.
32. van der Meer AJ, Veldt BJ, Feld JJ, et al. Association between sustained virological response and all-cause mortality among patients with chronic hepatitis C and advanced hepatic fibrosis. *JAMA*. 2012;308(24):2584–2593.
33. Chou R, Bougatsos C, Blazina I, Dana T, Cantor A. Treatment of Hepatitis C virus infection in adults: future research needs: identification of future research needs from comparative effectiveness review no 76 [webpage on the Internet]. Available from: <http://www.effectivehealthcare.ahrq.gov/ehc/products/502/1470/hepatitis-C-treatment-future-130415.pdf>. Accessed February 4, 2014.
34. Higgins JP, Altman DG, Gøtzsche PC, et al. Cochrane Bias Methods Group; Cochrane Statistical Methods Group. The Cochrane Collaboration's tool for assessing risk of bias in randomised trials. *BMJ*. 2011;343:d5928.
35. Kamal SM, El Kamary SS, Shardell MD, et al. Pegylated interferon alpha-2b plus ribavirin in patients with genotype 4 chronic hepatitis C: The role of rapid and early virologic response. *Hepatology*. 2007;46(6):1732–1740.
36. Glue P, Rouzier-Panis R, Raffanel C, et al. A dose-ranging study of pegylated interferon alfa-2b and ribavirin in chronic hepatitis C. The Hepatitis C Intervention Therapy Group. *Hepatology*. 2000;32(3):647–653.
37. Lee SD, Yu ML, Cheng PN, et al. Comparison of a 6-month course peginterferon alpha-2b plus ribavirin and interferon alpha-2b plus ribavirin in treating Chinese patients with chronic hepatitis C in Taiwan. *J Viral Hepat*. 2005;12(3):283–291.
38. Lee SS, Sherman M, Ramji A, et al. Randomised clinical trial: the efficacy of treatment, guided by a shorter duration of response, using peginterferon alfa-2a plus ribavirin for hepatitis C virus other than genotypes 2 or 3. *Aliment Pharmacol Ther*. 2012;35(1):37–47.
39. Sjogren MH, Sjogren R, Lyons MF, et al. Antiviral response of HCV genotype 1 to consensus interferon and ribavirin versus pegylated interferon and ribavirin. *Dig Dis Sci*. 2007;52(6):1540–1547.
40. Bosques-Padilla F, Trejo-Estrada R, Campollo-Rivas O, et al. Peginterferon alfa-2a plus ribavirin for treating chronic hepatitis C virus infection: analysis of Mexican patients included in a multicenter international clinical trial. *Ann Hepatol*. 2003;2(3):135–139.
41. Bruno S, Camma C, Di Marco V, et al. Peginterferon alfa-2b plus ribavirin for naive patients with genotype 1 chronic hepatitis C: a randomized controlled trial. *J Hepatol*. 2004;41(3):474–481.
42. Fried MW, Shiffman ML, Reddy KR, et al. Peginterferon alfa-2a plus ribavirin for chronic hepatitis C virus infection. *N Engl J Med*. 2002;347(13):975–982.
43. Mangia A, Minerva N, Bacca D, et al. Individualized treatment duration for hepatitis C genotype 1 patients: A randomized controlled trial. *Hepatology*. 2008;47(1):43–50.
44. Guyatt GH, Oxman AD, Vist GE, et al; GRADE Working Group. GRADE: an emerging consensus on rating quality of evidence and strength of recommendations. *BMJ*. 2008;336(7650):924–926.
45. Miyase S, Haraoka K, Ouchida Y, Morishita Y, Fujiyama S. Randomized trial of peginterferon α -2a plus ribavirin versus peginterferon α -2b plus ribavirin for chronic hepatitis C in Japanese patients. *J Gastroenterol*. 2012;47(9):1014–1021.
46. Gilead Sciences. Safety and Efficacy of Sofosbuvir/Ledipasvir Fixed-Dose Combination (FDC) With and Without Ribavirin for the Treatment of HCV. Available from: <http://clinicaltrials.gov/show/NCT01701401>. NLM identifier: NCT01701401. Accessed February 27, 2014.
47. AbbVie (prior sponsor, Abbott). A Study to Evaluate Chronic Hepatitis C Infection. Available from: <http://clinicaltrials.gov/show/NCT01716585>. NLM identifier: NCT01716585. Accessed February 27, 2014.
48. Bristol-Myers Squibb. A Phase 3, Comparative Study of Asunaprevir and Daclatasvir Combination Therapy Versus Telaprevir Therapy in Japanese HCV Subjects. Available from: <http://clinicaltrials.gov/show/NCT01718145>. NLM identifier: NCT01718145. Accessed February 27, 2014.
49. Boehringer Ingelheim. Phase 3 Study of BI 207127 in Combination With Faldaprevir and Ribavirin for Treatment of Patients With Hepatitis C Infection, Including Patients Who Are Not Eligible to Receive Peginterferon: HCverso2. Available from: <http://clinicaltrials.gov/show/NCT01728324>. NLM identifier: NCT01728324. Accessed February 27, 2014.
50. Boehringer Ingelheim. IFN-free Combination Therapy in HCV-infected Patients Treatment-naive:HCverso1. Available from: <http://clinicaltrials.gov/show/NCT01732796>. NLM identifier: NCT01732796. Accessed February 27, 2014.
51. AbbVie (prior sponsor, Abbott). A Study to Evaluate Chronic Hepatitis C Infection in Adults With Genotype 1b Infection (PEARL-III). Available from: <http://clinicaltrials.gov/show/NCT01767116>. NLM identifier: NCT01767116. Accessed February 27, 2014.
52. AbbVie. A Study to Evaluate Chronic Hepatitis C Infection in Adults With Genotype 1a Infection (PEARL-IV). Available from: <http://clinicaltrials.gov/show/NCT01833533>. NLM identifier: NCT01833533. Accessed February 28, 2014.
53. Gilead Sciences. Safety and Efficacy of Sofosbuvir/Ledipasvir Fixed-Dose Combination \pm Ribavirin for the Treatment of HCV (ION-3). Available from: <http://clinicaltrials.gov/ct2/show/NCT01851330>. NLM identifier: NCT01851330. Accessed February 28, 2014.
54. AbbVie. A Study to Evaluate the Efficacy and Safety of Three Experimental Drugs Compared With Telaprevir (a Licensed Product) in People With Hepatitis C Virus Infection Who Have Not Had Treatment Before (MALACHITE 1). Available from: <http://clinicaltrials.gov/ct2/show/NCT01854697>. NLM identifier: NCT01854697. Accessed February 28, 2014.
55. Boehringer Ingelheim. Open Label Trial to Compare BI 207127 to Telaprevir in HCV Patients. Available from: <http://clinicaltrials.gov/show/NCT01858961>. NLM identifier: NCT01858961. Accessed February 28, 2014.
56. Bristol-Myers Squibb. Safety and Efficacy Study of Peginterferon Lambda-1a vs. Peginterferon Alfa-2a, Plus Ribavirin in Subjects With Genotype 1 Hepatitis C (BASIS). Available from: <http://clinicaltrials.gov/show/NCT01754974>. NLM identifier: NCT01754974. Accessed February 28, 2014.
57. Hoffmann-La Roche. An Observational Study on Dual And Triple Therapies Based on Peginterferon Alfa (eg, Pegasys) in Patients With Chronic Hepatitis C. Available from: <http://clinicaltrials.gov/show/NCT01447446>. NLM identifier: NCT01447446. Accessed February 28, 2014.
58. Hoffmann-La Roche. An Observational Study of Dual and Triple Therapies Based on Pegasys (Peginterferon Alfa-2a) in Patients With Chronic Hepatitis C. Available from: <http://clinicaltrials.gov/show/NCT01604291>. NLM identifier: NCT01604291. Accessed February 28, 2014.
59. Southern Illinois University. Comparison of Two Triple Regimens for Treatment and Retreatment of Chronic Hepatitis C Infection. Available from: <http://clinicaltrials.gov/show/NCT01771653>. NLM identifier: NCT01771653. Accessed February 28, 2014.
60. Chou R, Hartung D, Rahman B, Wasson N, Cottrell E, Fu R. *Treatment for Hepatitis C virus infection in adults. Comparative Effectiveness Reviews, No 76*. Rockville: Agency for Healthcare Research and Quality (US); 2012. Available from: www.effectivehealthcare.ahrq.gov/reports/final.cfm. Accessed June 5, 2014.

Supplementary material

Table S1 Search strategies

Search strategy	Number of studies
I. NCBI Medline	
#1 Hepatitis C OR Hepatitis C, Chronic OR Hepacivirus OR Hepatitis C OR hepacivirus*	62,208
#2 Antiviral agents OR Interferons OR Interferon-alpha OR Interferon Alfa-2a OR Interferon Alpha-2b OR Interferon OR interferon alpha-2a OR interferon alpha-2b OR IFNalpha2a OR IFNalpha2b OR interferon alpha 2a OR interferon alpha 2b OR exp Polyethylene Glycols OR pegasys OR Peg-intron OR peginterferon alpha-2a OR peginterferon alpha-2b OR peginterferon alpha 2a OR peginterferon alpha 2b OR pegylated interferon OR Ribavirin OR ribavirin OR exp Protease Inhibitors OR protease inhibitor OR polymerase inhibitor OR telaprevir OR boceprevir	519,733
#3 #1 AND #2	20,529
#4 Randomized controlled trial OR controlled clinical trial OR meta analysis OR review OR clinical trials as topic OR cohort studies OR randomized OR randomly OR placebo OR systematic review	4,012,566
#5 #3 AND #4	9,096
#6 Limit 5 to (yr="2012/09/01–2013/09/01" and ("adult (19 to 44 years)" or "middle age (45 to 64 years)" or "all aged (65 and over)")) (N=201) English	198
#7 Unsafe OR safety OR harm OR harms OR complication OR complications OR poison OR poisons OR risk OR risks OR side-effect OR side-effects OR undesirable effect OR treatment emergent OR tolerance OR tolerab* OR toxic* OR toxicity OR adverse (effect OR effects OR reaction OR reactions OR event OR events OR outcome OR outcomes)	2,973,861
#8 #1 AND #2 AND #7	8,666
#9 #4 AND #8	4,798
#10 Limit 9 to (yr="2012/09/01–2013/09/01" and ("adult (19 to 44 years)" or "middle age (45 to 64 years)" or "all aged (65 and over)"))	128
#11 Counseling OR Sex Counseling OR Health Education OR Patient Education as Topic OR Psychotherapy OR Behavior Therapy OR Cognitive Therapy OR Immunization OR Immunotherapy OR Psychotherapy, Brief OR Socioenvironmental Therapy	963,543
#12 #1 AND #11	3,627
#13 Limit 12 to (yr="2012/09/01–2013/09/01" and ("adult (19 to 44 years)" or "middle age (45 to 64 years)" or "all aged (65 and over)"))	66
#14 #6 OR #10 OR #13	249
2. Scopus	
#1 TITLE-ABS-KEY("hepatitis c" OR hepacivirus OR hcv)	89,521
#2 (TITLE-ABS-KEY("antiviral agent*" OR interferon* OR interferon-alpha OR "interferon alfa-2a" OR "interferon alpha-2b" OR ifnalpha2a OR ifnalpha2b OR "interferon alpha 2a" OR "interferon alpha 2b" OR "polyethylene glycols" OR pegasys OR peg-intron) OR TITLE-ABS-KEY("peginterferon alpha-2a" OR "peginterferon alpha-2b" OR "peginterferon alpha 2a" OR "peginterferon alpha 2b" OR "pegylated interferon*" OR ifn* OR peg ifn* OR ribavirin OR rbv OR "protease inhibitor*" OR "polymerase inhibitor*" OR "hcv protease*" OR telaprevir))	361,415
#3 TITLE-ABS-KEY(cohort* OR "meta analysis" OR "randomized controlled trial*" OR "systematic review*" OR "controlled clinical trial*" OR "placebo" OR "clinical trial*" OR randomized OR randomly)	2,030,867
#4 #1 AND #2 AND #3	8,241
#5 #4 AND (LIMIT-TO(PUBYEAR, 2012) OR LIMIT-TO(PUBYEAR, 2013))	1,196
#6 TITLE-ABS-KEY(unsafe OR safety OR harm* OR complication* OR poison* OR risk* OR side-effect* OR "side effect*" OR "undesirable effect*" OR "treatment emergent" OR tolerab* OR toxic* OR "adverse effect*" OR "adverse reaction*" OR "adverse event*" OR "adverse outcome*")	5,408,939
#7 #1 AND #2 AND #3 AND #6	5,029
#8 #7 AND (LIMIT-TO(PUBYEAR, 2012) OR LIMIT-TO(PUBYEAR, 2013))	773
#9 TITLE-ABS-KEY(counseling OR "health education" OR "patient education" OR psychotherapy OR "behavior therapy" OR "cognitive therapy" OR immuniz* OR immunotherapy OR "socioenvironmental therapy" OR "cognitive behavior" therapy" OR vaccine*)	957,741
#10 #1 AND #2 AND #9	1,912
#11 #10 AND (LIMIT-TO(PUBYEAR, 2012) OR LIMIT-TO(PUBYEAR, 2013))	231
#12 (#4 OR #8 OR #11) AND limit to publication date 09/01/2012 to 09/01/2013	619

(Continued)

Table S1 (Continued)

Search strategy	Number of studies
3. Cochrane Controlled Trials Register	
(“Interferon-alpha” OR “Interferon Alfa-2a” OR “Interferon Alpha-2b” OR “IFNalpha2a” OR “IFNalpha2b” OR “Interferon alpha 2a” OR “interferon alpha 2b” OR “Polyethylene Glycol*” OR pegasys OR Peg-intron OR “peginterferon alpha-2a” OR “peginterferon alpha-2b” OR “peginterferon alpha 2a” OR “peginterferon alpha 2b” OR “pegylated interferon*” OR IFN* OR “PEG IFN*” OR Ribavirin OR RBV OR “protease inhibitor*” OR “polymerase inhibit*” OR “HCV protease*” OR telaprevir OR boceprevir (Title, Abstract, Keyword)) AND limit to publication date 09/01/2012 to 09/01/2013	10
4. PsycINFO	
(“Interferon-alpha” OR “Interferon Alfa-2a” OR “Interferon Alpha-2b” OR “IFNalpha2a” OR “IFNalpha2b” OR “Interferon alpha 2a” OR “interferon alpha 2b” OR “Polyethylene Glycol*” OR pegasys OR Peg-intron OR “peginterferon alpha-2a” OR “peginterferon alpha-2b” OR “peginterferon alpha 2a” OR “peginterferon alpha 2b” OR “pegylated interferon*” OR IFN* OR “PEG IFN*” OR Ribavirin OR RBV OR “protease inhibitor*” OR “polymerase inhibit*” OR “HCV protease*” OR telaprevir OR boceprevir (Title, Abstract, Keyword)) AND limit to publication date 09/01/2012 to 09/01/2013	22
5. ClinicalTrials.gov	
Interferon alfa OR peginterferon OR ribavirin OR telaprevir OR boceprevir Closed Studies Studies With Results hepatitis c Adult, Senior First Received: from 09/01/2012 to 09/01/2013 Last Updated: from 09/01/2012 to 09/01/2013	2

Abbreviations: HCV, hepatitis C virus; IFN, interferon; NCBI, National Center for Biotechnology Information, PEG, polyethylene glycol; RBV, ribavirin.

Comparative Effectiveness Research

Dovepress

Publish your work in this journal

Comparative Effectiveness Research is an international, peer reviewed open access journal focusing on comparative effectiveness of health care including preventative health care strategies, diagnostic strategies, diagnostic technology, medical devices, drugs, medical technology, health systems and organization. The manuscript management system

is completely online and includes a very quick and fair peer-review system. Visit <http://www.dovepress.com/testimonials.php> to read real quotes from published authors.

Submit your manuscript here: <http://www.dovepress.com/comparative-effectiveness-research-journal>