

Monitoring Antimicrobial Resistance and Drug Usage in the Human and Livestock Sector and Foodborne Antimicrobial Resistance in Six European Countries

This article was published in the following Dove Press journal:
Infection and Drug Resistance

Octavio Mesa Varona ¹
Katerina Chaintarli²
Berit Muller-Pebody ³
Muna F Anjum²
Tim Eckmanns⁴
Madelaine Norström⁵
Ides Boone ⁴
Bernd-Alois Tenhagen¹

¹Department of Biological Safety, German Federal Institute for Risk Assessment (BfR), Berlin, Germany; ²Department of Bacteriology, Animal and Plant Health Agency (APHA), Addlestone, Surrey, UK; ³Healthcare-Associated Infections & Antimicrobial Resistance Division, National Infection Service, Public Health England (PHE), London, UK; ⁴Department for Infectious Disease Epidemiology, Robert Koch Institute (RKI), Berlin, Germany; ⁵Department of Analysis and Diagnostics, Section of Epidemiology, Norwegian Veterinary Institute (NVI), Oslo, Norway

Introduction: Antimicrobial resistance (AMR), associated with antimicrobial use (AMU), is a major public concern. Surveillance and monitoring systems are essential to assess and control the trends in AMU and AMR. However, differences in the surveillance and monitoring systems between countries and sectors make comparisons challenging. The purpose of this article is to describe all surveillance and monitoring systems for AMU and AMR in the human and livestock sectors, as well as national surveillance and monitoring systems for AMR in food, in six European countries (Spain, Germany, France, the Netherlands, the United Kingdom and Norway) as a baseline for developing suggestions to overcome current limitations in comparing AMU and AMR data.

Methods: A literature search in 2018 was performed to identify relevant peer-reviewed articles and national and European grey reports as well as AMU/AMR databases.

Results: Comparison of AMU and AMR systems across the six countries showed a lack of standardization and harmonization with different AMU data sources (prescription vs sales data) and units of AMU and AMR being used. The AMR data varied by sample type (clinical/non-clinical), laboratory method (disk diffusion, microdilution, and VITEK, among others), data type, ie quantitative (minimum inhibition concentration (MIC) in mg/L/inhibition zone (IZ) in mm) vs qualitative data (susceptible-intermediate-resistant (SIR)), the standards used (EUCAST/CLSI among others), and/or the evaluation criteria adopted (epidemiological or clinical).

Discussion: A One Health approach for AMU and AMR requires harmonization in various aspects between human, animal and food systems at national and international levels. Additionally, some overlap between systems of AMU and AMR has been encountered. Efforts should be made to improve standardization and harmonization and allow more meaningful analyses of AMR and AMU surveillance data under a One Health approach.

Keywords: AMR, AMU, food-producing animals, harmonization, monitoring, surveillance

Introduction

Antimicrobial use (AMU) in the last few decades is the main trigger for antimicrobial resistance (AMR) in humans and animals. For example, broad use of fluoroquinolones, effective antimicrobials against gram-positive and gram-negative bacteria, in humans and some animal populations has caused high resistance rates.¹ Antibiotics like colistin, that have issues with side effects but still have low resistance rates, have been reconsidered as a last-line drug due to a lack of alternative antimicrobials for multidrug-resistant Gram-negative bacteria.² This global threat includes both pathogenic and commensal bacteria. In order to tackle

Correspondence: Octavio Mesa Varona
Diedersdorfer Weg 1, Berlin 12277,
Germany
Tel +49 30 1841224338
Email Octavio.Mesa-Varona@bfr.bund.de

the AMR crisis, several global strategies have been developed such as the Global Action Plan (GAP) of the World Health Organization (WHO),³ the new European One Health Action Plan against AMR⁴ and the Central Asian and Eastern European Surveillance of Antimicrobial Resistance network (CAESAR).⁵

Surveillance⁶ and monitoring⁶ systems of AMU and AMR in humans and animals are essential to assess and subsequently control the global trends in the use of antimicrobials and antimicrobial susceptibility patterns of bacteria in different populations.⁷ Using a One Health approach, zoonotic and indicator bacteria are of particular relevance.

Surveillance and monitoring systems are one of the five strategies of the GAP. However, even when the proper implementation of these systems enables the collection of reliable and good quality data, not all countries worldwide have surveillance and monitoring systems in place so it is not possible to perform a global comparison.

Several projects address the systems' evaluation of AMU and AMR in human, livestock and food sectors in Europe and also across European countries. As an illustration, the Ecology from Farm to Fork Of microbial drug Resistance and Transmission (EFFORT) project⁸ is a relevant work collecting AMU and AMR data from broilers, pigs, turkeys, veal calves, rainbow trout and companion animals at farm level across different EU countries. Additionally, the Antibiotic Resistance Dynamics: the influence of geographic origin and management systems on resistance gene flows within humans, animals and the environment (ARDIG)⁹ project gathers AMU and AMR data from the human and animal sectors together with AMR data collection from food at European level. Likewise, another crucial work carried out at global level and in the animal sector is the Network on quantification of veterinary Antimicrobial usage at herd level and Analysis, Communication and benchmarkING to improve responsible usage (AACTING).¹⁰ The latter initiative has generated a review of existing systems that collect AMU data at farm level.

This report follows on the work carried out in the ARDIG project and provides a review of AMU and AMR surveillance and monitoring systems, adopting a One Health approach, currently available in six European countries that perform routine surveillance, as well as systems at a European level.

It will make recommendations regarding the harmonization of surveillance and monitoring systems across Europe with a view to help overcome current limitations

in comparing AMU and AMR data captured by these systems from different sectors and countries within Europe.

Materials and Methods

In this manuscript, we gathered key features of surveillance and monitoring systems on AMU and AMR in livestock and humans as well as AMR systems in food from Spain, Germany, France, the Netherlands, Norway, the United Kingdom (UK) together with its regions and Europe between 2014 and 2017.

A literature search in 2018 was performed using PubMed to identify relevant peer-reviewed articles and the internet to identify national and European grey reports as well as AMU/AMR databases. The terms used for the search are “antimicrobial resistance”, “antimicrobial use”, “Spain”, “Germany”, “UK”, “United Kingdom”, “Scotland”, “Wales”, “England”, “Northern Ireland”, “Netherlands”, “France”, “Norway”, “Europe”, “food”, “human”, “animal”, “surveillance”, “system” and “monitoring”. Additionally, a questionnaire asking for detailed information on any available AMR and AMU database in each country was developed and sent to all collaborating institutes for completion ([Supplementary materials](#)).

A detailed systems' description by country and sector has been performed in order to detect and define the lack of harmonization and standardization on AMU and AMR.

Results

Antimicrobial Resistance Surveillance and Monitoring Systems

A general overview on AMR monitoring and surveillance systems is provided in [Table 1](#). The variables collected in the table are the country/region, database name, data type, data origin, unit, interpretation standard, evaluation criteria, public data, published report, report language, submitting data to Europe, laboratory method and set-up year of the database. Additionally, [Figures 1–3](#), showing AMR systems reporting and not reporting to EU per country and sector, are provided.

Europe

The European Food Safety Authority (EFSA)¹¹ is responsible for providing independent scientific advice and communication on food chain risks to risk managers and the public. EFSA together with the European Centre for Disease Control and Prevention (ECDC) collect annually AMR data on humans, food and healthy animals from the

Table 1 Features of AMR Databases in Human, Food and Animal Sectors by Region

Country/ Region	Data Type	Data Origin	Database	Unit	Interpretation Standard	Interpretation Approach	Public Report	Language of the Report	Communication to EU	Labor Method	Year System Developed
Germany	C	Clinical	ARS	MIC/SIR	EUCAST-CLSI- DIN	CBP	Interactive database: ARS (https://ars.rki.de/)	German	No	Several	2008
Germany	H	Clinical	ARS	MIC/SIR	EUCAST-CLSI- DIN	CBP	Interactive database: ARS (https://ars.rki.de/)	German	EARS-NET	Several	2008
Germany (Lower saxony)	C	Clinical	ARMIN	MIC/SIR	EUCAST-CLSI	CBP	Interactive report: ARMIN (https://www.nlga.niedersachsen.de/infektionsschutz/armin_resistenzentwicklung/armin_interaktiv/)	German	No	Several	2006
Germany (Lower saxony)	H	Clinical	ARMIN	MIC/SIR	EUCAST-CLSI	CBP	Interactive report: ARMIN (https://www.nlga.niedersachsen.de/infektionsschutz/armin_resistenzentwicklung/armin_interaktiv/)	German	No	Several	2006
Germany	H	Clinical	MRSA-KISS	SR	Not defined	CBP	MRSA-KISS Referenzdaten (https://www.nrz-hygiene.de/surveillance/kiss/mrsa-kiss/)	German	No	Several	2006
Germany	H	Clinical	SARI-KISS	SR	EUCAST-CLSI- DIN	CBP	SARI Resistenzdaten (https://eu-burden.info/sari/ab.php)	German	No	Several	2000
Germany	H	Clinical	ICU-KISS and OP-KISS	SR	Not defined	CBP	Referenzdaten (https://www.nrz-hygiene.de/surveillance/kiss/op-kiss/)	German	No	Several	1997
Germany	H/C	Clinical	PEG	MIC/SIR	EUCAST	CBP	Database: https://www.p-e-g.org/resistenz/database/ Reports: https://www.p-e-g.org/berichte-der-studien.html	German	No	Microdilution	1975
Germany	H/C	Clinical	BARDA	MIC/SIR	EUCAST	CBP	No	No	No	Microdilution	2019
Germany	A	Clinical	GERMYET	MIC	CLSI	CBP	GERMAP (http://www.p-e-g.org/econtext/germap) GERMYET (https://www.bvl.bund.de/Service/Forms/Suche/Servicesuche_Formular.html?nn=1461338&resourceId=1412490&input_=10035804&page_locale=de&templateQueryString=germ-ver&submit=Suchen)	English and German German	No	Microdilution	2001
Germany	A	Non- Clinical	ZOMO	MIC	EUCAST	ECOFFs	ZOMO (https://www.bvl.bund.de/DE/08_PressInfothek/04_Publikationen/03_Berichte/Infothek_berichte_node.html#doc1401838bodyText4)	German	EFSA	Microdilution	2009

(Continued)

Table 1 (Continued).

Country/ Region	Data Type	Data Origin	Database	Unit	Interpretation Standard	Interpretation Approach	Public Report	Language of the Report	Communication to EU	Labor Method	Year System Developed
Germany	F	Non- Clinical	ZOMO	MIC	EUCAST	ECOFFs	ZOMO (https://www.bvl.bund.de/DE/08_PresselInfothek/04_Publikationen/03_Berichte/Infothek_berichte_node.html#doc1401838bodyText4)	German	EFSA	Microdilution	2009
Spain	H	Clinical	EARS-NETES (ISCIII)	MIC/SIR/ IZ	EUCAST-CLSI	CBP	JACRA Espana (http://www.resistenciaantibioticos.es/en/system/files/field/files/informe_iacra-espana.pdf?file=1&type=node&id=410&force=0)	Spanish	EARS-NET	Several	1986
Spain	A	Clinical	VAV	MIC	EUCAST-CLSI	CBP	Report VAV (2005) (https://www.visavet.es/data/VAV/2005.pdf)	Spanish and English	No	Disk diffusion/ Microdilution	1997
Spain	A	Non- Clinical	VAV	MIC	EUCAST	ECOFFs	JACRA Espana (http://www.resistenciaantibioticos.es/en/system/files/field/files/informe_iacra-espana.pdf?file=1&type=node&id=410&force=0) Report VAV (2005) (https://www.visavet.es/data/VAV/2005.pdf) Simplified report on zoonoses and antimicrobial resistance of broilers and turkeys for poultry professionals (https://www.mapa.gob.es/ca/ganaderia/temas/sanidad-A-higiene-ganadera/sanidad-A-zoonosis-resistencia-antimicrobianas/resistencia_anti_microbianas.aspx) Simplified report on zoonoses and antimicrobial resistance of laying hens for professionals in the laying poultry sector (https://www.mapa.gob.es/ca/ganaderia/temas/sanidad-A-higiene-ganadera/sanidad-A-zoonosis-resistencia-antimicrobianas/resistencia_anti_microbianas.aspx) EFSA_Report (https://www.efsa.europa.eu/en/biological-hazard-data/reports)	Spanish and Spanish and English Spanish Spanish English	EFSA	Disk diffusion/ Microdilution	1998

Spain		F	Non-Clinical	VAV	MIC	EUCAST	ECOFFs	Report VAV (2005) (https://www.visavet.es/data/VAV2005.pdf) Simplified report on zoonoses and antimicrobial resistance of broilers and turkeys for poultry professionals (https://www.mapa.gob.es/ca/ganaderia/temas/sanidad-A-higiene-ganadera/sanidad-A-zoonosis-resistencias-antimicrobianas/resistencias_anti-microbianas.aspx) Simplified report on zoonoses and antimicrobial resistance of laying hens for professionals in the laying poultry sector (https://www.mapa.gob.es/ca/ganaderia/temas/sanidad-A-higiene-ganadera/sanidad-A-zoonosis-resistencias-antimicrobianas/resistencias_anti-microbianas.aspx) EFSA_Report (https://www.efsa.europa.eu/en/biological-hazards-data/reports)	Spanish and English Spanish Spanish English	EFSA	Disk diffusion/ Microdilution	2000
England/ Northern Ireland	C	Clinical	SGSS	SIR	EUCAST-BSAC- CLSI	CBP	ESPAUR (https://assets.publishing.service.gov.uk/government/uploads/system/uploads/attachment_data/file/759975/ESPAUR_2018_report.pdf)	English	No	Several	2014	
England/ Northern Ireland	H	Clinical	SGSS	SIR	EUCAST-BSAC- CLSI	CBP	ESPAUR (https://assets.publishing.service.gov.uk/government/uploads/system/uploads/attachment_data/file/759975/ESPAUR_2018_report.pdf)	English	EARS-NET	Several	2014	
England/ Wales	A	Clinical	APHA VET PATHOGENS	SR/MIC (IZ)	BSAC (EUCAST)	CBP	UK-VARSS (https://www.gov.uk/government/collections/veterinary-antimicrobial-resistance-and-sales-surveillance)	English	No	Disk diffusion	1972	
UK	A	Non-Clinical	EU HARMONIZED SURVEILLANCE	SIR/MIC	EUCAST	CBP/ECOFFs	UK-VARSS (https://www.gov.uk/government/collections/veterinary-antimicrobial-resistance-and-sales-surveillance) EFSA_Report (https://www.efsa.europa.eu/en/biological-hazards-data/reports)	English English	EFSA	Microdilution	2014	

(Continued)

Table 1 (Continued).

Country/ Region	Data Type	Data Origin	Database	Unit	Interpretation Standard	Interpretation Approach	Public Report	Language of the Report	Communication to EU	Labor Method	Year System Developed
UK	F	Non- Clinical	EU HARMONIZED SURVEILLANCE	SIR/MIC	EUCAST	CBP/ECOFFs	UK-VARSS (https://www.gov.uk/government/collections/veterinary-antimicrobial-resistance-and-sales-surveillance) EFSA_Report (https://www.efsa.europa.eu/en/biological-hazard-data/reports)	English English	EFSA	Microdilution	2014
Scotland	H	Clinical	ECOSS	SIR	EUCAST	CBP	SOONAR (https://www.hps.scot.nhs.uk/web-resources/container/scottish-one-health-antimicrobial-use-and-antimicrobial-resistance-in-2017/)	English	No	Several	2013
Scotland	H	Clinical	ECOSS	SIR	EUCAST	CBP	SOONAR (https://www.hps.scot.nhs.uk/web-resources/container/scottish-one-health-antimicrobial-use-and-antimicrobial-resistance-in-2017/)	English	EARS-NET	Several	2013
Northern Ireland	A	Clinical	AFBI	SIR	CLSI	CBP	UK-VARSS (https://www.gov.uk/government/collections/veterinary-antimicrobial-resistance-and-sales-surveillance) All-Island Animal Disease Surveillance Report (https://www.aibini.gov.uk/publications/all-island-animal-disease-surveillance-report-2016)	English	No	Disk diffusion	2010
Scotland	A	Clinical	SRUC	SIR	BSAC	CBP	SOONAR (https://www.hps.scot.nhs.uk/web-resources/container/scottish-one-health-antimicrobial-use-and-antimicrobial-resistance-in-2017/)	English	No	BSAC disk diffusion	2016
Wales	C	Clinical	Datastore	SIR	EUCAST (2012)	CBP	Antibacterial Resistance in Wales (http://www.wales.nhs.uk/sitesplus/888/page/94136)	English	No	Several	1999
Wales	H	Clinical	Datastore	SIR	EUCAST (2012)	CBP	Antibacterial Resistance in Wales (http://www.wales.nhs.uk/sitesplus/888/page/94136)	English	EARS-NET	Several	1999
Northern Ireland	C	Clinical	CoSury	SIR	EUCAST	CBP	Surveillance of Antimicrobial Use and Resistance in Northern Ireland (http://www.publichealth.hscni.net/sites/default/files/AMR_annual_report_final_0.pdf)	English	No	Not defined	2009

Northern Ireland	H	Clinical	CoSurv	SIR	EUCAST	CBP	Surveillance of Antimicrobial Use and Resistance in Northern Ireland (http://www.publichealth.hscni.net/sites/default/files/AMR_annual_report_final_0.pdf)	English	EARS-NET	Not defined	2009
UK and Ireland	C	Clinical	BSAC	MIC and SIR	EUCAST-BSAC	CBP	BSAC (http://www.bsacsurv.org/)	English	No	Disk diffusion	1999
UK and Ireland	H	Clinical	BSAC	MIC and SIR	EUCAST-BSAC	CBP	BSAC (http://www.bsacsurv.org/)	English	No	Disk diffusion	2001
Norway	C	Clinical	NORM	MIC	EUCAST/ NordicAST	CBP	NORM (https://lun.no/Documents/Kompetansetjenester,%20sentre%20og%20fagr%C3%A5d/NORM%20-%20Norsk%20overv%C3%A5kingssystem%20for%20anti-biotikaresistens%20hos%20mikrober/Rapporter/NORM_NORM-VET_2017.pdf)	English	No	Disk diffusion	2000
Norway	C	Clinical	MSIS	MIC	EUCAST	CBP	NORM (https://lun.no/Documents/Kompetansetjenester,%20sentre%20og%20fagr%C3%A5d/NORM%20-%20Norsk%20overv%C3%A5kingssystem%20for%20anti-biotikaresistens%20hos%20mikrober/Rapporter/NORM_NORM-VET_2017.pdf)	English	No	Microdilution	1977
Norway	H	Clinical	NORM	MIC	EUCAST/ NordicAST	CBP	NORM (https://lun.no/Documents/Kompetansetjenester,%20sentre%20og%20fagr%C3%A5d/NORM%20-%20Norsk%20overv%C3%A5kingssystem%20for%20anti-biotikaresistens%20hos%20mikrober/Rapporter/NORM_NORM-VET_2017.pdf) Interactive report: MSIS (http://www.MSIS.no/) Interactive database: https://norm-atlas.no/	English and Norwegian Norwegian Norwegian	EARS-NET	Disk diffusion	2000
Norway	H	Clinical	MSIS	MIC	EUCAST	CBP	NORM (https://lun.no/Documents/Kompetansetjenester,%20sentre%20og%20fagr%C3%A5d/NORM%20-%20Norsk%20overv%C3%A5kingssystem%20for%20anti-biotikaresistens%20hos%20mikrober/Rapporter/NORM_NORM-VET_2017.pdf) Interactive report: MSIS (http://www.MSIS.no/)	English and Norwegian Norwegian	EARS-NET	Microdilution	1977

(Continued)

Table 1 (Continued).

Country/ Region	Data Type	Data Origin	Database	Unit	Interpretation Standard	Interpretation Approach	Public Report	Language of the Report	Communication to EU	Labor Method	Year System Developed
Norway	A	Clinical	NORM-VET	MIC	EUCAST	ECOFFs	https://unn.no/Documents/Kompetansejenerster,%20-sentre%20og%20fagr%C3%A5d/NORM%20-%20Norsk%20overv%C3%A5kingssystem%20for%20anti-biotikaresistens%20hos%20mikrober/Rapporter/NORM%20NORM-VET%202013.pdf	English	No	Microdilution	1999
Norway	A	Non-Clinical	NORMVET	MIC	EUCAST	ECOFFs	https://unn.no/Documents/Kompetansejenerster,%20-sentre%20og%20fagr%C3%A5d/NORM%20-%20Norsk%20overv%C3%A5kingssystem%20for%20anti-biotikaresistens%20hos%20mikrober/Rapporter/NORM-NORM-VET_2017.pdf https://www.efsa.europa.eu/en/biological-hazard-data/reports	English English	EFSA	Microdilution	1999
Norway	F	Non-Clinical	NORMVET	MIC	EUCAST	ECOFFs	https://unn.no/Documents/Kompetansejenerster,%20-sentre%20og%20fagr%C3%A5d/NORM%20-%20Norsk%20overv%C3%A5kingssystem%20for%20anti-biotikaresistens%20hos%20mikrober/Rapporter/NORM-NORM-VET_2017.pdf https://www.efsa.europa.eu/en/biological-hazard-data/reports	English English	EFSA	Microdilution method	2004
France	C/H	Clinical	ONERBA (taken over in 2019 by SPF and loaded in ConsoRes)	MIC, SIR, IZ	CA-SFM	CBP	http://onerba.org/publications/rap-ports-onerba/	French and English	EARS-NET	Several	1997
France	H	Clinical	BMR-Raisin (taken over in 2019 by SPF and loaded in ConsoRes)	SIR	CA-SFM	CBP	https://www.santepubliquefrance.fr/recherche/#search=BMR%20RAISIN	French	No	Several	2002
France	A	Clinical	RESAPATH	IZ/SIR	CA-SFM	CBP	https://resapath.anses.fr/resa-path_uploadfiles/files/Documents/2017-RESAPATH%20annual%20report.pdf http://onerba.org/publications/rap-ports-onerba/	English and French English and French	No	Disk diffusion	1982

France												EFSA_Report (https://www.efsa.europa.eu/en/biological-hazard-data/reports)	English	EFSA		Microdilution	2010
The Netherlands	C	Non-Clinical	ANSES	ISIS-AR	MIC/I/SIR	EUCAST	EUCAST	CBP	ECOFFs	ECOFFs	EUCAST	NETHMAP (https://www.rivm.nl/bibliotheek/rapporten/2019-0038.pdf) Interactive report: ISISweb (https://isis-web.nl/interactieve_rapporten/bezoekvraag/)	English Dutch	No		Several	2008
The Netherlands	H	Clinical	ANSES	ISIS-AR	MIC/I/SIR	EUCAST	EUCAST	CBP	ECOFFs	ECOFFs	EUCAST	NETHMAP (https://www.rivm.nl/bibliotheek/rapporten/2019-0038.pdf) Interactive report: ISISweb (https://isis-web.nl/interactieve_rapporten/bezoekvraag/)	English Dutch	EARS-NET		Several	2008
The Netherlands	A	Clinical	MARAN	MARAN	MIC	EUCAST	EUCAST	ECOFFs	ECOFFs	ECOFFs	EUCAST	MARAN (https://www.rivm.nl/bibliotheek/rapporten/2019-0038.pdf)	English	No		Microdilution	2014
The Netherlands	A	Non-Clinical	MARAN	MARAN	MIC	EUCAST	EUCAST	ECOFFs	ECOFFs	ECOFFs	EUCAST	MARAN (https://www.rivm.nl/bibliotheek/rapporten/2019-0038.pdf) EFSA_Report (https://www.efsa.europa.eu/en/biological-hazard-data/reports)	English English	EFSA		Microdilution	1998
The Netherlands	F	Non-Clinical	MARAN	MARAN	MIC	EUCAST	EUCAST	ECOFFs	ECOFFs	ECOFFs	EUCAST	MARAN (https://www.rivm.nl/bibliotheek/rapporten/2019-0038.pdf) EFSA_Report (https://www.efsa.europa.eu/en/biological-hazard-data/reports)	English English	EFSA		Microdilution	2005
Europe	H	Clinical	EARSNET	EARSNET	MIC/I/SIR	EUCAST	EUCAST	CBP	ECOFFs	ECOFFs	EUCAST	Surveillance of antimicrobial resistance in Europe (https://ecdc.europa.eu/en/publications-data/surveillance-antimicrobial-resistance-europe-2017)	English	EARSNET		Dilution test/diffusion test	1998
Europe	A	Clinical	VerPath	VerPath	MIC	CLSI	CLSI	CBP	ECOFFs	ECOFFs	CLSI	No	No	No		Microdilution	1998
Europe	A	Non-Clinical	EFSA	EFSA	MIC/SIR	EUCAST	EUCAST	ECOFFs	ECOFFs	ECOFFs	EUCAST	The European Union summary report on antimicrobial resistance in zoonotic and indicator bacteria from humans, animals and food (https://www.efsa.europa.eu/en/efsajournal/pub/5598) The European Union summary report on trends and sources of zoonoses, zoonotic agents and food-borne outbreaks (https://www.efsa.europa.eu/en/efsajournal/pub/5500)	English English	EFSA		Dilution test/diffusion test	2010

(Continued)

Table 1 (Continued).

Country/ Region	Data Type	Data Origin	Database	Unit	Interpretation Standard	Interpretation Approach	Public Report	Language of the Report	Communication to EU	Labor Method	Year System Developed
Europe	F	Non- Clinical	EFSA	MIC	EUCAST	ECOFFs	The European Union summary report on antimicrobial resistance in zoonotic and indicator bacteria from humans, animals and food (https://www.efsa.europa.eu/en/efsajournal/pub/5598) The European Union summary report on trends and sources of zoonoses, zoonotic agents and food-borne outbreaks (https://www.efsa.europa.eu/en/efsajournal/pub/5500)	English English	EFSA	Dilution test/ diffusion test	2010
Europe	F	Non- Clinical	EASSA	MIC	EUCAST-CLSI	CBP	No	No	No	Microdilution	1998

EU Member States (MS) and some associated countries. EFSA publishes “The European Union summary report on antimicrobial resistance in zoonotic and indicator bacteria from humans, animals and food”.¹² EFSA also publishes annually the “Trends and sources of zoonoses and zoonotic agents in foodstuffs, animals and feeding stuffs”¹³ report (“EFSA report” onwards) for those countries which have not published this information.

The European Animal Health Study Center (CEESA)¹⁴ is a non-governmental organization financed by the veterinary pharmaceutical industry doing research on AMR. Two relevant CEESA subsystems for this review are the VetPath monitoring system and the European Antimicrobial Susceptibility Surveillance in Animals (EASSA). CEESA monitors the antimicrobial susceptibility of major disease-causing bacterial pathogens in food animals (VetPath), and of foodborne and commensal bacteria in food animals (EASSA).

The European Antimicrobial Resistance Surveillance Network (EARS-Net)¹⁵ is an AMR surveillance network in accordance with the legislation¹⁶ for Europe and for the European Economic Area members.¹⁷ Through EARS-Net, the ECDC collects AMR data from the EU Member States and publishes the annual EARS-Net report “Surveillance of antimicrobial resistance in Europe” which presents resistance percentages and trends for key resistant bacteria. Data are based on blood and cerebrospinal fluid isolates from humans.¹⁸

The European Medicines Agency (EMA), EFSA and ECDC have produced two joint inter-agency antimicrobial consumption and resistance analysis (JIACRA) reports¹⁹ attempting to compare antimicrobial use in animals and humans to AMR in the sectors and to assess potential effects of AMU and AMR in animals on the situation in humans.

Spain

The Spanish Veterinary Antimicrobial Resistance Surveillance Network (VAV)^{14,20} was created to monitor AMR. It consists of three programs dealing with healthy animals, sick animals and with food and it is performed by the Ministry of Agriculture, Fisheries and Food (MAPAMA). VAV submits non-clinical data to the EFSA that are included in the annual EFSA reports.

The MAPAMA publishes the annual zoonoses and antimicrobial resistance report.²¹ This report is based on the annual EFSA report and informs on zoonotic pathogens and diseases in animals, humans and food in addition to data on AMR in some zoonotic bacteria and indicator bacteria according to the EU legislation.^{22,23}

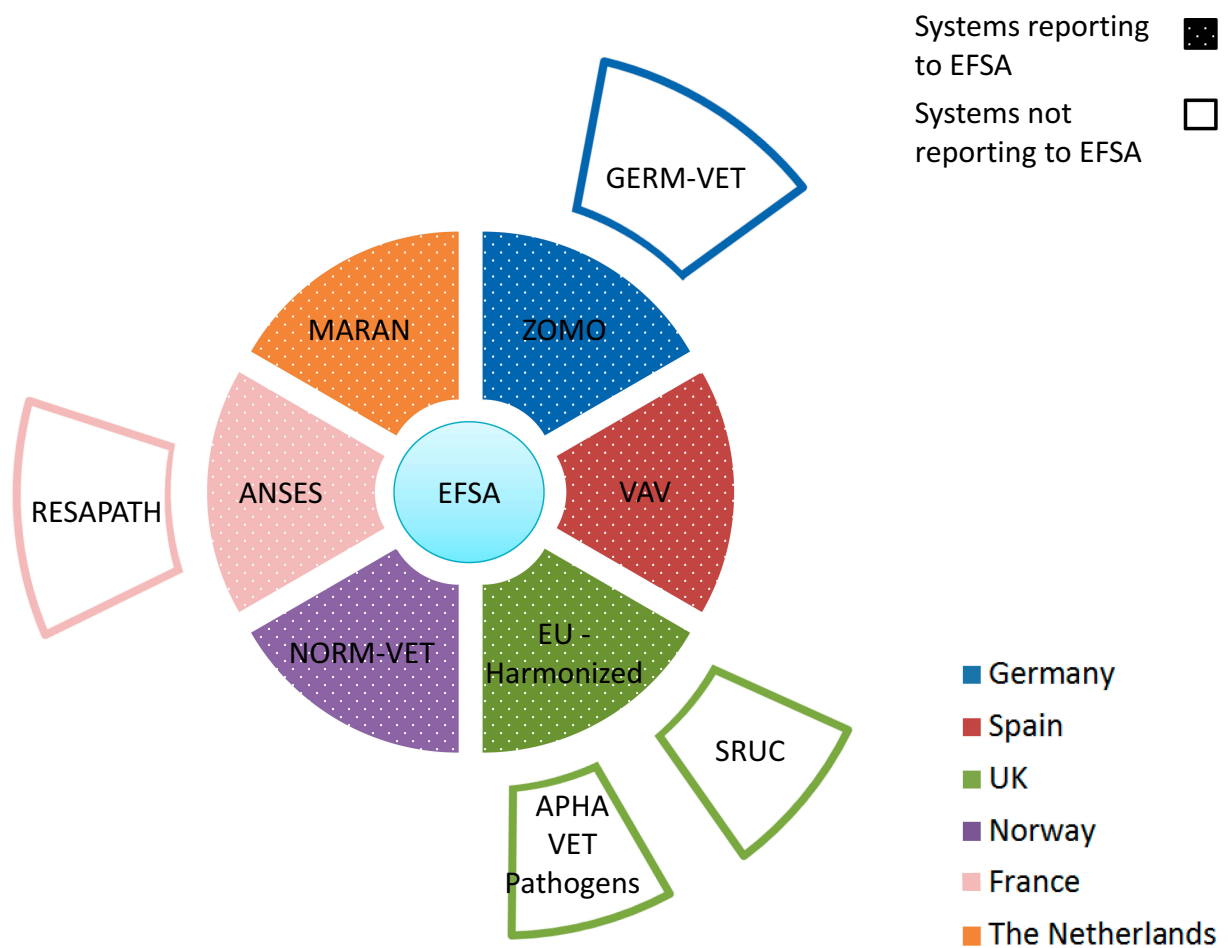


Figure 1 Overview on AMR systems in livestock in six European countries. Inner ring systems (dotted sections) report AMR data to EFSA while outer ring systems not. For details on the systems and their relationship, see the body of the text.

The Spanish national plan to tackle and reduce AMR (PRAN)²⁴ has been set up by the Spanish Agency for Consumer Affairs, Food Security and Nutrition (AECOSAN). PRAN publishes a simplified report on zoonoses and antimicrobial resistance of chickens and turkeys for poultry professionals and a simplified report on zoonoses and antimicrobial resistance of laying hens for professionals in the laying hen sector.²¹ In addition, PRAN publishes the JIACRA Spain report²⁵ which assesses the relationship between AMU and AMR in humans and animals in Spain.

On the medical side, the national center of Carlos III Institute (ISCIII) coordinates and manages the national AMR database (EARS-Net-ES) submitting the data to the EARS-Net.²⁵

The Netherlands

The AMR monitoring system on animals and food in the Netherlands is the “Monitoring of Antimicrobial Resistance

and Antibiotic Usage in Animals in the Netherlands” (MARAN) bringing together the AMR food database of the Food and Consumer Product Safety Authority (NVWA).²⁶

The Netherlands publishes data on the resistance of foodborne pathogens and of commensal indicators from livestock and food in the annual report also referred to as MARAN.²⁷ The report is produced in collaboration with the NVWA, the National Institute for Public Health and the Environment (RIVM), the Netherlands Veterinary Medicines Institute (SDa), the University of Utrecht and Wageningen University and Research.

In the human sector, the Infectious Disease Surveillance Information System on Antibiotic Resistance (ISIS-AR)^{28,29} aims at monitoring AMR in major pathogens. The Dutch Foundation of the Working Party on Antibiotic Policy (SWAB) publishes the annual report “Consumption of antimicrobial agents and antimicrobial resistance among medically important bacteria in the Netherlands” (NethMap).²⁶

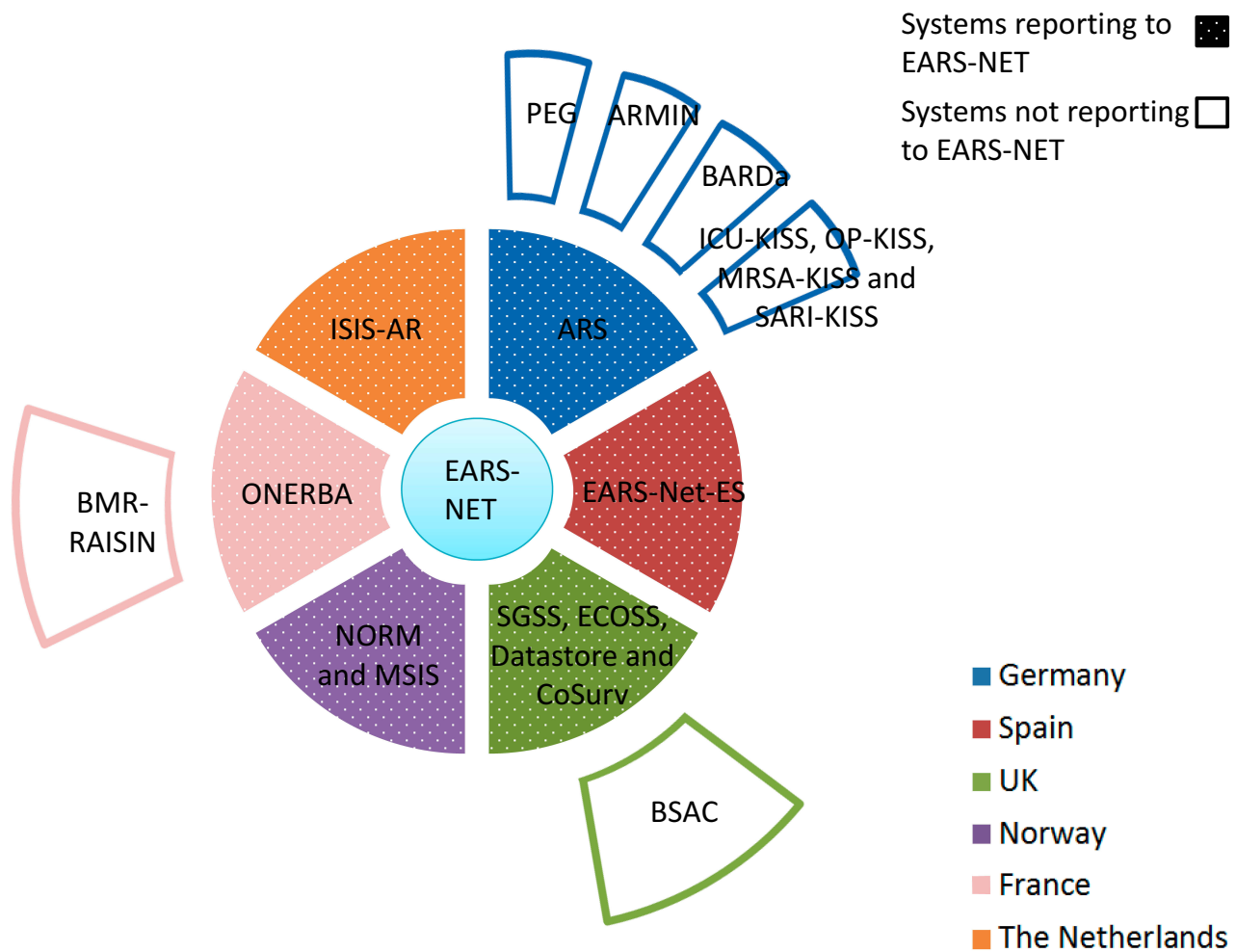


Figure 2 Overview on AMR systems in humans in six European countries. Inner ring systems report (dotted sections) AMR data to EARS-NET while outer ring systems not. For details on the systems and their relationship, see the body of the text.

This report provides resistance data for outpatients, inpatients and care in nursing homes. It reports on several surveillance programs such as the ISIS-AR and *Mycobacterium tuberculosis* surveillance program and others. It has been created by the Ministry of Health, Welfare and Sport and the Dutch Society of Medical Microbiology (NVMM) and coordinated by the RIVM.

United Kingdom

Several systems and reports coexist to monitor AMR in animals in the UK, which is based on the EU decision.³⁰ The EU harmonized surveillance system (a native UK system) collects mandatory AMR data on indicator commensal *Escherichia coli* and/or *Campylobacter* spp. from meat and faecal/caecal content of healthy animals (chicken, cattle/beef, turkey and pigs) in the UK. There are also UK National Control Programs for *Salmonella* in

layers, broilers and turkeys, which are hosted in the EU harmonized surveillance system.

In England and Wales the scanning surveillance system Vet Pathogens APHA³¹ provides AMR data from diseased animals provided for diagnostic services on a voluntary basis by veterinarians covering all relevant bacteria and animal species.

In Scotland, a surveillance system carried out by the Scotland's Rural College Veterinary Services and Capital Diagnostics (SRUC) collects clinical isolates from animals.

In Northern Ireland, an AMR surveillance system performed by the Agri-Food Biosciences Institute (AFBI) collects livestock clinical data from post-mortem investigation of colibacillosis or similar diseases. *E. coli* isolates mainly originate from samples coming from less than 2-week old calves and animals with bovine mastitis.³²

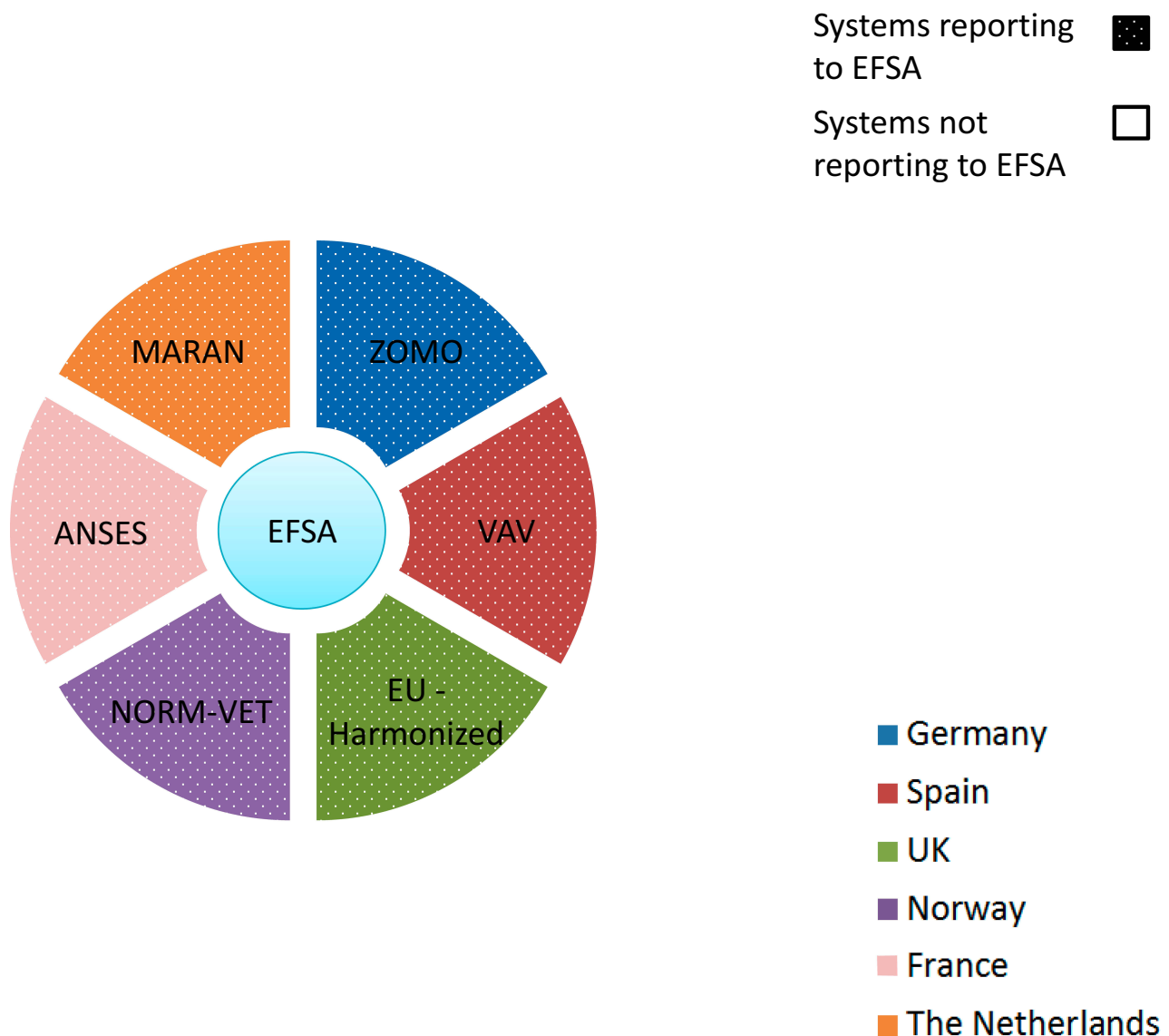


Figure 3 Overview on AMR systems in food in six European countries. Ring systems (dotted sections) report AMR data to EFSA. For details on the systems and their relationship, see the body of the text.

The annual report “UK-Veterinary Antibiotic Resistance and Sales Surveillance” (UK-VARSS) promoted by the UK government and produced by the Veterinary Medicine Directorate (VMD) provides details on veterinary AMR and AMU data in the UK.³²

On the human side, the Resistance Surveillance Program of the British Society for Antimicrobial Chemotherapy (BSAC)³³ publishes antibiotic resistance data from participating laboratories in the UK and Ireland for a range of clinically significant bacteria from respiratory infections from the community (since 1999), hospitals (since 2008) and bloodstream infections (since 2001).

Public Health England’s Second Generation Surveillance System (SGSS) captures routine laboratory surveillance data on infectious diseases and antimicrobial resistance from 98% of National Health Service (NHS) laboratories across England. SGSS data are reported annually in the English surveillance program for antimicrobial utilization and resistance (ESPAUR) report.^{34,35}

The Electronic Communication of Surveillance in Scotland (ECOSS) database collects AMR data from participating NHS and reference laboratories in Scotland.³⁶ The data are published together with the AMR data on animals from the SRUC and several AMU data sources

from humans in the Scottish One Health Antimicrobial Use and Antimicrobial Resistance (SONAAR) report.³⁷

The medical AMR data in Northern Ireland are collected on a voluntary basis by the CoSurv database. These data are published annually in the “Surveillance of Antimicrobial Use and Resistance in Northern Ireland” report (“NI report”). This report was published for the first time in 2017 by the Public Health Agency (PHA).

Finally, the DataStore is an open-access database that collects on a voluntary basis AMR data from Wales covering all hospital labs. The DataStore data are annually published in the “Antibacterial Resistance in Wales” report.

Norway

The Norwegian Surveillance System for Communicable Diseases (MSIS)³⁸ together with the Norwegian Surveillance System for Antimicrobial Drug Resistance (NORM) and Norwegian Veterinary Antimicrobial Resistance Monitoring (NORM-VET) system are the three AMR surveillance programs in Norway.³⁹ These systems publish their data in the “Usage of Antimicrobial Agents and Occurrence of Antimicrobial Resistance in Norway” (NORM/NORM-VET) report.⁴⁰ This annual report provides updated data on the occurrence and distribution of AMU and AMR in the human, animal and food sectors.

France

The French Agency for Food, Environmental and Occupational Health & Safety (ANSES) monitors AMR data associated with farming, food and the environment.⁴³ This institution coordinates the French surveillance network for antimicrobial resistance in pathogenic bacteria of animal origin (RESAPATH) and the Salmonella network. In addition, ANSES collects AMR non-clinical data from the national programs and the Salmonella network to be submitted to the EFSA.

The Salmonella network is a surveillance system set up to control non-human *Salmonella* throughout the food chain. Samples are collected from healthy animals, food and the environment.

The passive voluntary surveillance system RESAPATH provides in the annual RESAPATH report the AMR data compilation for the primary bacterial species and general isolates from sick animals from each animal sector.⁴¹ This surveillance system started in 1982 under the name of RESABO (only for bovine species). In 2000, it was extended to pigs and poultry and in 2007 to other species

including small ruminants, horses and companion animals. This network collaborates with the National Observatory of the Epidemiology of Bacterial Antibiotic Resistance (ONERBA).

On the medical side, ONERBA is the annual French report on AMU and AMR as well as the main AMR network collecting data from a complex network of sub-systems. Currently (2019), the French health system (SPF) is taking over the ONERBA network and results are reported in the new tool ConsoRes.⁴² This tool has been set up by the support centers for the prevention of health-care-associated infections (CPias) Great East and New Aquitaine. Additionally, the AMR community network driven by SPF reports results using the Medqual⁴³ tool coordinated by the CPias Pays de la Loire. Finally, the Alert, Investigation and Surveillance of Nosocomial Infection Network (RAISIN)^{44,45} coordinates nationally the nosocomial infection surveillance coordination centers (CCLIN), now CPias. The RAISIN network includes several surveillance system modules. The private RAISIN module for multi-drug resistant bacteria BMR-RAISIN reports on AMR data in the community. However, it will be replaced shortly by the tool ConsoRes (2019).⁴⁶

Germany

The German veterinary monitoring system (GERM-VET) collects clinical AMR data in Germany from companion and food-producing animals. These data are published in detail by the Federal Office of Consumer Protection and Food Safety (BVL) in a report with the same denomination.⁴⁷

AMR-testing in the Zoonosis-Monitoring system (ZOMO) is carried out by the Federal Institute for Risk Assessment (BfR). The results are published in the annual zoonosis monitoring report by the BVL.⁴⁸ The report contains data about zoonotic and commensal bacteria in diverse food chains that are also reported to the EFSA together with AMR-data on Salmonella from the national control programs.

Antimicrobial Resistance Surveillance (ARS)⁴⁹ is the national AMR surveillance system in human medicine. Established by the Robert Koch Institute, it collects routine susceptibility data for all bacterial species from any kind of sample site from hospital care as well as from outpatient care institutions by an increasing number of laboratories participating on a voluntary basis. Results for main pathogens are published via an interactive database on the ARS website.

Besides the national surveillance ARS, the federal state Lower Saxony sets up a similar system (ARMIN).⁵⁰ A further system has recently been set up in Bavaria (BARDa).⁵¹

The Hospital Infection Surveillance System (KISS) is the nosocomial infection surveillance system in hospitals formed by several sub-systems collecting AMU and AMR data.⁵² This network assimilated the Surveillance of Antimicrobial Use and Bacterial Resistance in Intensive Care Units (SARI).^{53,54} SARI collected on a voluntary basis aggregated data on antimicrobial sensitivity for selected pathogenic bacteria and AMU-AMR development. The project is organized by the Institute for Hygiene and Environmental Medicine of the Charité, Berlin.⁵⁵ Patient-based and unit-based AMR data (MRSA, VRE, ESBL) are collected as well.

Finally, the Paul Ehrlich Society for Chemotherapy (PEG)⁵⁶ is a society that conducts studies on antimicrobial resistance in human pathogens as part of a longitudinal study in both hospital and community sectors. Results are presented as an interactive database on the PEG website. The report on Antibiotic Consumption and the Spread of Antibiotic Resistance in Human and Veterinary Medicine in Germany (GERMAP),⁵⁵ a joint work of the PEG, the BVL and Infectiology Freiburg, is published on a regular basis. This report provides AMU and AMR data and trends in human and veterinary medicine in Germany since 2008. GERMAP publishes AMR data mainly from GERM-VET, ARS and data of the PEG. The report publishes antibiotic consumption data from the community analyzed by the Research Institute of the largest German public non-private Health Insurance AOK (WIdO).

Antimicrobial Consumption Surveillance and Monitoring Systems

A general overview on AMU monitoring and surveillance systems is provided in [Table 2](#). The variables collected in the AMU table are country/region, database name, data origin, unit, public data published report, report language, data source, submitting data to Europe and set-up year of the database. Additionally, [Figures 4](#) and [5](#) show AMU systems reporting and not reporting to EU per country and sector.

The term “prescription data” has been used in the veterinary field in the later table as “usage data” covering what is prescribed by the veterinarian, supplied by the

veterinarian under veterinary prescription, or administered by the farmer under veterinary prescription.

Europe

EMA monitors overall AMU in livestock through sales data in the European Surveillance of Veterinary Antimicrobial Consumption (ESVAC) project.^{57,58} Since 2010, AMU is provided as an overall consumption (ie overall sales corrected for the animal population present in the country) in mg/kg. Since 2019, European countries are required to set up a data collection system in order to provide antibiotic consumption per species to ESVAC from 2022 onwards.

The Network on quantification of veterinary Antimicrobial usage at herd level and Analysis, Communication and benchmarkING to improve responsible usage (AACTING) provides in its website guidelines and information on farm level AMU collection systems from AACTING members, mostly European countries.¹⁰

Similar to ESVAC, on the medical side, European AMU data from the community and hospital sector are collected by the European Surveillance of Antimicrobial Consumption Network (ESAC-Net),⁵⁹ that is coordinated by ECDC. AMU data are collected by MS in the community and the hospital sector or both (total care). In addition, ECDC coordinates the Healthcare-Associated Infections Surveillance Network (HAI-Net) since the coordination of the Improving Patient Safety in Europe network (IPSE) was transferred to ECDC in 2008. The HAI-Net supports MS in the prevention and control of healthcare-associated infections (HAI) and coordinates the European point prevalence survey of HAI and AMU in acute care hospitals, the European surveillance of surgical site infections (HAI-Net SSI), the European surveillance of Healthcare-Associated Infections in intensive care units and the repeated prevalence surveys of HAI and AMU in European long-term care facilities.

Spain

The ESVAC-ES is a project from PRAN and carried out by the Spanish Agency of Medicaments and Sanitary Products (AEMPS).⁶⁰ It collects animal AMU data on a voluntary basis and reports annually these sales data from the veterinary sector to ESVAC. Since 2019, ESVAC-ES additionally collects prescription data. Moreover, since 2016, several collaboration programs between PRAN, MAPAMA and the animal production sectors have been implemented. In these programs that

Table 2 Features of AMU Databases in Human and Animal Sectors by Region

Country/ Region	Data type	Database	Unit	Public Report	Language of the Report	Communication to EU	Data Source	Year System Developed
Germany	C	WIdO	DDD/1000 insured day	GERMAP (http://www.p-e-g.org/econtext/GERMAP)	German and English	ESAC-Net	Reimbursement	1980
Germany	H	AVS	DDD/100 patient day and RDD/100 patient day	Interactive report: AVS-report (https://avs.rki.de/Content/ReferenceData/AIRReport.aspx)	German	No	Prescription (hospital pharmacy)	2008
Germany	H	ADKA-IF-DGI	RDD/100 care day	ADKA-if_DGI Antiinfektiva-Surveillance (http://www.antinfektiva-surveillance.de/files/kvr_2014-2015_adka-if-dgi_121116_v4_open_access_gesch_waerzt_neu.pdf)	German	No	Prescription (hospital pharmacy)	2015
Germany	H	SARI-KISS	DDD/1000 patients day and DDD	SARI-Antibiotikadaten (https://eu-burden.info/sari/ab.php)	German	No	Prescription (hospital pharmacy)	2000
Germany	A	DIMDI	Weight of active ingredient	GERMAP (http://www.p-e-g.org/econtext/GERMAP) DIMDI (https://www.bvl.bund.de/DE/08_Pressenfothek/01_FuerJournalisten_Presse/01_Presseteilungen/05_Tierarzneimittel/2010/11_18_pi_abgabemengenregister.html;jsessionid=9D2FE13408BF8D5F5E702CD3A473318_1_cid332)	German and English/ German	ESVAC	Sales (wholesalers)	2011
Germany	A	HIT	Therapy frequency	BYL (https://www.bvl.bund.de/DE/05_Tierarzneimittel/03_Tieraeerzte/04_Therapiehaeufigkeit/Therapiehaeufigkeit_node.html)	German	No	Prescription	2014
Germany	A	QS	Therapy frequency	No	German	No	Prescription	2012
Germany	A	VetCab	Therapy frequency	No	No	No	Prescription	2007
Spain	A	Plan REDUCE	mg/PCU	Plan REDUCE (http://www.resistenciaantibioticos.es/es/system/files/field/files/primer_informe_programa_reduce_colistina_0.pdf?file=1&type=node&id=387&force=0)	Spanish	ESVAC since 2019	Prescription	Since 2016

Spain	C	MSCBS	DDD/ 1000 inhabitants day	JIACRA Espana (http://www.resistenciaantibioticos.es/en/system/files/field/files/informe_jiacra-espana.pdf?file=1&type=node&id=410&force=0) Interactive report: PRAN (http://www.resistenciaantibioticos.es/es/profesionales/vigilancia/mapas-de-consumo)	Spanish Spanish	ESAC-Net	Reimbursement	1978
Spain	H	IQVIA	DDD/ 1000 inhabitants day	JIACRA Espana (http://www.resistenciaantibioticos.es/en/system/files/field/files/informe_jiacra-espana.pdf?file=1&type=node&id=410&force=0) Interactive report: PRAN (http://www.resistenciaantibioticos.es/es/profesionales/vigilancia/mapas-de-consumo)	Spanish Spanish	ESAC-Net	Sales (hospital pharmacy)	2012
Spain	C	IQVIA	DDD/ 1000 inhabitants day	JIACRA Espana (http://www.resistenciaantibioticos.es/en/system/files/field/files/informe_jiacra-espana.pdf?file=1&type=node&id=410&force=0) Interactive report: PRAN (http://www.resistenciaantibioticos.es/es/profesionales/vigilancia/mapas-de-consumo)	Spanish Spanish	ESAC-Net	Sales (pharmacy)	2014
Spain	A	ESVAC-ES	Weight of active ingredient	JIACRA Espana (http://www.resistenciaantibioticos.es/en/system/files/field/files/informe_jiacra-espana.pdf?file=1&type=node&id=410&force=0)	Spanish	ESVAC	Sales (since 2019 prescription data also available)	2010
England	C	NHS BSA (PHE Antibiotic Prescribing Data Warehouse)	DDD/ 1000 inhabitants day and DDD/admissions year	ESPAUR (https://assets.publishing.service.gov.uk/government/uploads/system/uploads/attachment_data/file/759975/ESPAUR_2018_report.pdf)	English	ESAC-Net	Reimbursement	2014
England	H	IQVIA	DDD/1000 inhabitants day	ESPAUR (https://assets.publishing.service.gov.uk/government/uploads/system/uploads/attachment_data/file/759975/ESPAUR_2018_report.pdf)	English	ESAC-Net	Sales (hospital pharmacy)	2014
Scotland	C	PIS	DDD/ 1000 inhabitants day and items/1000 inhabitants day	Scottish One Health Antimicrobial Use and Antimicrobial Resistance (https://www.hps.scot.nhs.uk/resourcedocument.aspx?id=6971)	English	ESAC-Net	Reimbursement	1993

(Continued)

Table 2 (Continued).

Country/ Region	Data type	Database	Unit	Public Report	Language of the Report	Communication to EU	Data Source	Year System Developed
Scotland	H	HMUD	DDD/1000 occupied beds/day and DDD/ 1000 inhabitants day	Scottish One Health Antimicrobial Use and Antimicrobial Resistance (https://www.hps.scot.nhs.uk/resourcedocument.aspx?id=6971)	English	ESAC-Net	Reimbursement	2007
Northern Ireland	C	Electronic Prescribing Database	DDD/1000 beds/day, DDD/ 1000 inhabitants day and DDD/1000 admissions year	Surveillance of Antimicrobial use and Resistance in Northern Ireland (http://www.publichealth.hscni.net/sites/default/files/AMR_annual_report_final_0.pdf)	English	ESAC-Net	Reimbursement	2014
Northern Ireland	H	JAC Medicines Management Systems	DDD/1000beds day, DDD/ 1000 inhabitants day and DDD/1000 admissions year	Surveillance of Antimicrobial use and Resistance in Northern Ireland (http://www.publichealth.hscni.net/sites/default/files/AMR_annual_report_final_0.pdf)	English	ESAC-Net	Reimbursement	2014
Wales	C	Prescribing Information Data Warehouse (PSU)	Items/1000 patients year and items/1000 STAR-PU	Antimicrobial Usage in Primary Care in Wales (http://www.wales.nhs.uk/sitesplus/888/page/94136)	English	ESAC-Net	Reimbursement	2000
Wales	H	Medusa database	DDD/1000 beds day and DDD/1000 admissions year	Antimicrobial Usage in Secondary Care in Wales (http://www.wales.nhs.uk/sitesplus/888/page/94136)	English	ESAC-Net	Reimbursement	1995
UK	A	VMD	Weight of active ingredient and mg/kg	UKVARSS (https://www.gov.uk/government/collec-tions/veterinary-antimicrobial-resistance-and-sales-surveillance)	English	ESVAC	Sales	1989
UK	A	BEIC	Weight of active ingredient	UKVARSS (https://www.gov.uk/government/collec-tions/veterinary-antimicrobial-resistance-and-sales-surveillance)	English	No	Prescription	1986
UK	A	BPC stewardship	Weight of active ingredient	UKVARSS (https://www.gov.uk/government/collec-tions/veterinary-antimicrobial-resistance-and-sales-surveillance)	English	No	Prescription	2012

UK	A	eMB-pigs	Weight of active ingredient and mg/kg	UKVARSS (https://www.gov.uk/government/collec-tions/veterinary-antimicrobial-resistance-and-sales-surveillance)	English	No	Prescription	2016
UK	A	eMB-Cattle and Sheep	To be determined	eMB-Cattle and Sheep (http://beefandlamb.hdb.org.uk/wp-content/uploads/2018/10/CHAWG-Fourth-Report-2018.pdf)	English	No	Prescription	2018
UK	A	NML	mg/PCU, mg/kg, DDD-vet, DDD-vetUK, DCD-vet and DCD-vetUK	NML (https://www.nationalmilklaboratories.co.uk/vets/farm-assist)	No	No	Prescription	2017
Great Britain	A	Farmvet Systems	Weight of active ingredient and mg/kg	UKVARSS (https://www.gov.uk/government/collec-tions/veterinary-antimicrobial-resistance-and-sales-surveillance)	English	No	Prescription	2015
Norway	A	Norwegian Prescription database (NorPD)	DDD	The Norwegian Prescription Database report (https://www.fhi.no/en/hn/health-registries/norpd/)	English	No	Prescription	2004
Norway	C	Norwegian Prescription database (NorPD)	DDD/1000 inhabitants day	NORM (https://lunn.no/Documents/Kompetansetjenester,%20-sentre,%20og%20fagr%C3%A5d/NORM%20-%20Norsk%20over%20%C3%A5kingssystem%20for%20antibiotikaresistens%20hos%20mikrober/Rapporter/NORM_NORM-VET_2017.pdf) Norwegian Prescription Database report (https://www.fhi.no/en/hn/health-registries/norpd/)	English English	ESAC-Net (only ambulatory)	Reimbursement	2004
Norway	H	Norwegian Prescription database (NorPD)	DDD/1000 inhabitants day	NORM (https://lunn.no/Documents/Kompetansetjenester,%20-sentre,%20og%20fagr%C3%A5d/NORM%20-%20Norsk%20over%20%C3%A5kingssystem%20for%20antibiotikaresistens%20hos%20mikrober/Rapporter/NORM_NORM-VET_2017.pdf) Norwegian Prescription Database report (https://www.fhi.no/en/hn/health-registries/norpd/)	English English	ESAC-Net (only ambulatory)	Reimbursement	2004

(Continued)

Table 2 (Continued).

Country/ Region	Data type	Database	Unit	Public Report	Language of the Report	Communication to EU	Data Source	Year System Developed
Norway	C/H	Norwegian drug wholesales statistics database (NIPH)	DDD/1000 inhabitants day	NORM (https://unn.no/Documents/Kompetansetjenester,%20-sentre,%20og%20fagr%20C3%A5d/NORM%20-%20Norsk%20over%20%C3%A5kingssystem%20for%20antibiotikaresistens%20hos%20mikrober/Rapporter/NORM_NORM-VET_2017.pdf) Drug Consumption in Norway report (https://www.fhi.no/en/publ/2018/legemiddelstatistikk-20182-reseptregisteret-20132017/)	English English and Norwegian	No	Sales (wholesalers)	1970
Norway	H	Hospital pharmacies drug statistics database (Nor-PD)	DDD/1000 inhabitants day, DDD/ 100 beds days and DDD/ admissions year	NORM (https://unn.no/Documents/Kompetansetjenester,%20-sentre,%20og%20fagr%20C3%A5d/NORM%20-%20Norsk%20over%20%C3%A5kingssystem%20for%20antibiotikaresistens%20hos%20mikrober/Rapporter/NORM_NORM-VET_2017.pdf)	English	ESAC-Net	Sales (hospital pharmacy)	2006
Norway	A	NORM-VET	Weight of active ingredient	NORMVET (https://unn.no/Documents/Kompetansetjenester,%20-sentre,%20og%20fagr%20C3%A5d/NORM%20-%20Norsk%20over%20%C3%A5kingssystem%20for%20antibiotikaresistens%20hos%20mikrober/Rapporter/NORM_NORM-VET_2017.pdf)	English	ESVAC	Sales	1999
Norway	A	VetReg	Weight of active ingredient	NORMVET (https://unn.no/Documents/Kompetansetjenester,%20-sentre,%20og%20fagr%20C3%A5d/NORM%20-%20Norsk%20over%20%C3%A5kingssystem%20for%20antibiotikaresistens%20hos%20mikrober/Rapporter/NORM_NORM-VET_2017.pdf)	English	No	Prescription	2011
Norway	H	NOIS	Weight of active ingredient and boxes	NOIS (https://www.fhi.no/hm/helseregistre-og-registre/nois/)	Norwegian	HAI-Net SSI	Prescription (hospital pharmacy)	2005

France	C	SNDS-SNIIRAM (taken over in 2019 by SPF and loaded in ConsoRes)	Number of boxes, number of tablets and concentration	No	No	No	Prescription (hospital pharmacy)	2003		
France	C	SNDS-SNIIRAM (taken over in 2019 by SPF and loaded in ConsoRes)	Number of boxes, number of tablets and concentration	No	No	No	Reimbursement	2003		
France	C	ANSM	DDD/1000 inhabitants day	<p>Antibiotic consumption trends in France (https://ansm.sante.fr/S-informer/Points-d-information-Points-d-information/Evolution-des-consommations-d-antibiotiques-en-France-entre-2000-et-2015-Point-d-Information)</p> <p>Antibiotic consumption in France in 2016 (https://www.google.com/url?sa=t&rct=j&q=&esrc=s&source=web&cd=5&ved=2ahUKEwiCr5S-pMDjAhXIQkEAHWuRDFOQFjAEegQIBBAC&url=https%3A%2F%2Fwww.ansm.sante.fr%2Fcontent%2Fdownload%2F113089%2F1432671%2Fversion%2F1%2Ffile%2FRapport%2Bantibio_nov2017.pdf&usq=AOvVawIddqemy8MEH3MrXCwBPbK)</p>			French French	ESAC-Net	Sales (Pharmacy)	1999

(Continued)

Table 2 (Continued).

Country/ Region	Data type	Database	Unit	Public Report	Language of the Report	Communication to EU	Data Source	Year System Developed
France	H	ANSM	DDD/ 1000 inhabitants day	Antibiotic consumption trends in France (https://ansm.sante.fr/S-informer/Points-d-information-Points-d-information/Evolution-des-consommations-d-antibiotiques-en-France-entre-2000-et-2015-Point-d-Information) Antibiotic consumption in France in 2016 (https://www.google.com/url?sa=t&rct=j&q=&esrc=s&source=web&cd=5&ved=2ahUKEwiCr55-pMDjAIXIQKEAHWuRDFQQFJAeegQIBBAC&url=https%3A%2F%2Fwww.ansm.sante.fr%2Fcontent%2Fdownload%2F113089%2F1432671%2Fversion%2F1%2Ffile%2FRapport%2Bantibio_nov2017.pdf&usq=AOwYawlIdqdemy8MEH3MrXCwBPHbK)	French French	ESAC-Net	Sales (Pharmacy)	1999
France	H	ATB-RAISIN (taken over in 2019 by SPF and loaded in ConsoRes)	DDD/1000 inpatient day	Surveillance de la consommation des antibiotiques (https://www.santepubliquefrance.fr/recherche/#search=ATB%20RAISIN)	French	No	Prescription (hospital pharmacy)	2001
France	A	INAPORC	DDD and DCD based on national SPC; DDDvet, DCDvet from EMA	No	No	No	Prescription	2010
France	A	Permanent Observatory of Antibiotics in Veal Calf Farms	The number of antimicrobial treatment per calf and batch, the number of antimicrobial treatment days per calf, the total quantity of active ingredient per calf and the Animal Level of Exposure to Antimicrobials (ALEA)	No	No	No	Prescription	2016

France	A	GVET	The number of antimicrobial treatment, the number of antimicrobial treatment days, UDD, UCD, DDD, DCD, DDDvet and DCDvet	No	No	No	Prescription	2017
France	A	ANMV	ADDkg in tonnes, ACDkg, ALEA	Sales survey of veterinary medicinal products containing antimicrobials in France (https://www.anses.fr/en/system/files/ANMV-Ra-Antibiotiques2017EN.pdf)	English and French	ESVAC	Sales (Pharmacy)	1999
The Netherlands	C	SFK	DDD/1000 inhabitants day and DDD	Nethmap (https://www.rivm.nl/bibliotheek/rapporten/2019-0038.pdf)	English	ESAC-Net	Sales (Pharmacy)	1990
The Netherlands	C	SNIV	DDD/1000 residents day	Nethmap (https://www.rivm.nl/bibliotheek/rapporten/2019-0038.pdf)	English	No	Sales (Pharmacy)	2007
The Netherlands	A	FIDIN	Weight of active ingredient	MARAN (https://www.rivm.nl/bibliotheek/rapporten/2019-0038.pdf)	English	ESVAC (since 2009)	Sales	1999
The Netherlands	A	SDa	Weight of active ingredient, DDDvet and DDDA NAT	MARAN (https://www.rivm.nl/bibliotheek/rapporten/2019-0038.pdf) SDa report (https://www.autoriteitdiergeneesmiddelen.nl/en/publications)	English English and Dutch	No	Prescription	2010
The Netherlands	H	Dutch hospital electronic prescribing system (SWAB)	DDD/100 patient day and DDD/1000 inhabitants day	Nethmap (https://www.rivm.nl/bibliotheek/rapporten/2019-0038.pdf)	English	ESAC-Net	Sales (hospital pharmacy)	1996
The Netherlands	A	MediRund	DDD/animal/year	No	No	No	Prescription	2012

(Continued)

Table 2 (Continued).

Country/ Region	Data type	Database	Unit	Public Report	Language of the Report	Communication to EU	Data Source	Year System Developed
Europe	C/H	ESAC-Net	DDD/ 1000 inhabitants day	Antimicrobial consumption - Annual Epidemiological Report (https://ecdc.europa.eu/en/antimicrobial-consumption/surveillance-and-disease-data/report-protocol)	English	ESAC-Net	Sales and reimbursement	2002
Europe	A	ESVAC	mg/PCU	ESVAC (http://www.ema.europa.eu/ema/index.jsp?curl=pages/regulation/document_listing/document_listing_000302.jsp)	English	ESVAC	Sales	2010

are called “Plan REDUCE” the animal sectors provide AMU data on a voluntary basis to PRAN. These data together with the prescription data that ESVAC-ES collects will be submitted to ESVAC.

On the medical side, the Ministry of Health, Consumption and Social Welfare (MSCBS) database collects community reimbursement data on antimicrobials dispensed from only official prescriptions in the public system. The system is run by the General Directorate of Basic Services of the National Health and Pharmacy System.⁶¹ The database for Pharmacoepidemiological Research in Primary Care (BIFAP) and the Primary Care Clinical Database (BDCAP) provide primary care data integrated into the MSCBS database. Spain is able to provide primary and secondary care sales data through The Human Data Science Company (IQVIA) database, formerly Quintiles and IMS Health.^{24,62}

The PRAN website provides charts based on data collected from the latter databases with estimates on AMU in hospitals since 2012 and in the community (national and regional) since 2014.⁶³

The Netherlands

The MARAN report includes AMU data from two sources²⁶:

- The Federation of the Dutch veterinary pharmaceutical industry (FIDIN) provides antibiotic sales data on the major livestock farming sectors.²⁷
- The Netherlands Veterinary Medicines Institute (SDa) is an independent institute that promotes responsible drug consumption. It hosts a mandatory delivery records AMU database on the main livestock sectors and publishes it in the SDa report.⁶⁴ Similarly, Medirund,⁶⁵ the central database for the mandatory registration of antibiotics in cattle in the Netherlands, reports AMU data quarterly.⁶⁶

On the medical side, the NethMap report publishes AMU data from electronic antibiotic prescriptions on patient level.²⁶ These are extracted from the Dutch hospital electronic prescribing system for hospitals by SWAB and from the Foundation for Pharmaceutical Statistics (SFK) system for the community. This report also assimilates data from the national sentinel surveillance network for infectious diseases in nursing homes (SNIV).⁶⁷

United Kingdom

The VMD collates and analyses overall sales data from marketing authorization holders and aggregated usage data

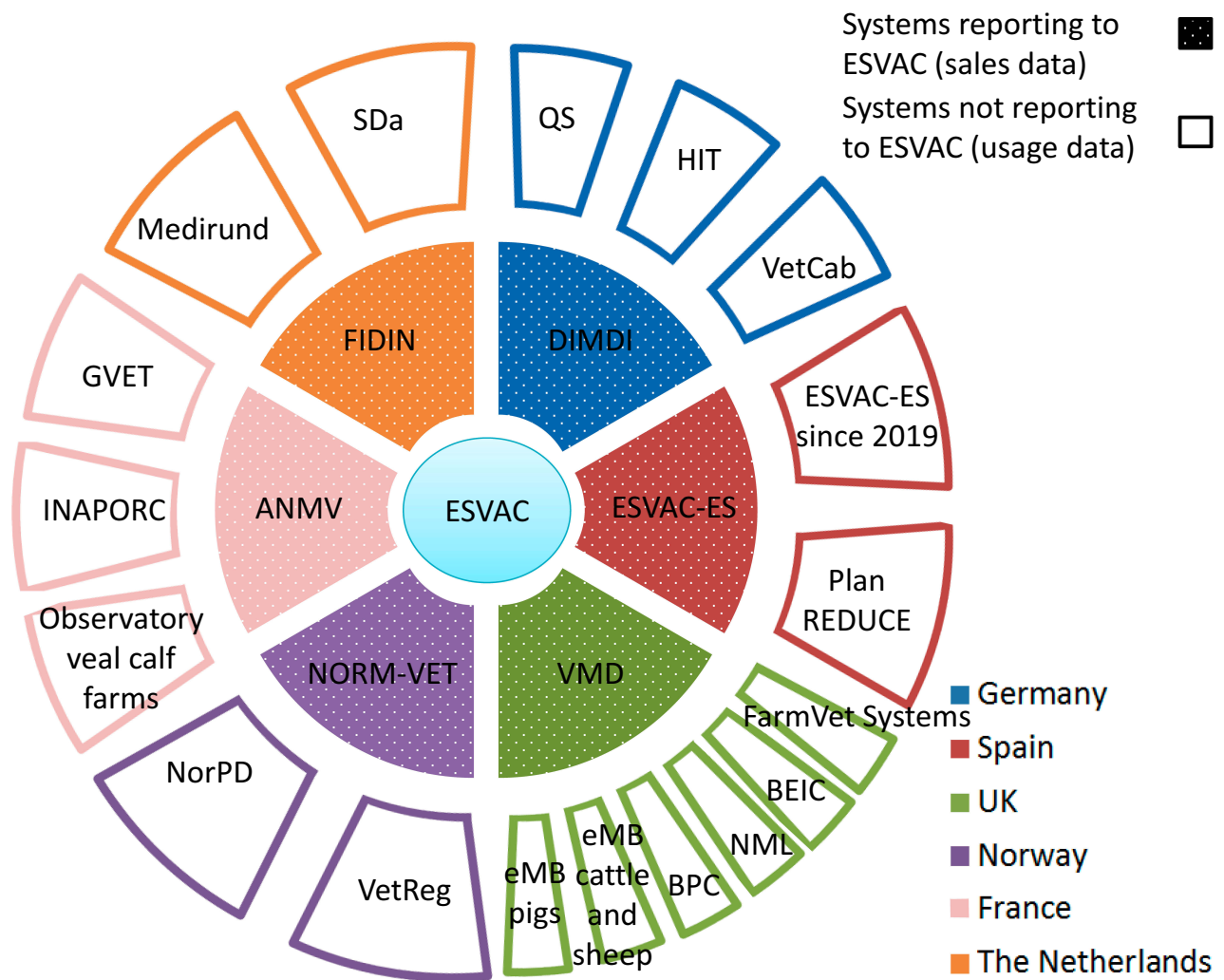


Figure 4 Overview on AMU systems in livestock in six European countries. Inner ring systems (dotted sections) report AMU data to ESVAC while outer ring systems not. For details on the systems and their relationship, see the body of the text.

by species provided on a voluntary basis by several industry-based databases. Both sales and usage data are published in the UK-VARSS report. The industry-based databases on pig, cattle and poultry are

- The Electronic Medicine Book for Pigs (eMB pigs),⁶⁸ launched by the Agriculture and Horticulture Development Board Pork (AHDB-Pork), collects usage data at farm level from the pig industry in the UK, covering around 90% of production.
- The British Poultry Council (BPC) Stewardship⁶⁹ provides meat poultry usage data (for chickens, turkeys and ducks) in the UK, covering 90% of UK poultry meat production.
- The British Egg Industry Council (BEIC) organizes the collection of antibiotic usage data for the laying

hen industry. The Lion Scheme, representing over 90% of the UK laying hen industry, requires sharing usage data with BEIC.

- FarmVet Systems is a private company, which collects usage data from veterinary practice and this data is published for cattle (dairy, around 30% UK coverage, and beef, around 5% UK coverage). This represents a convenience sample and so may not be representative of the UK cattle industry.³²

Additionally, the National Milk Laboratories (NML) database collects AMU data at farm level in dairy cattle.⁷⁰ However, this data source is currently at an early stage. Likewise, the new eMB cattle and sheep database⁷¹ has been set up during 2018 as a pilot project collecting usage data at farm level and it is still in pilot stage.

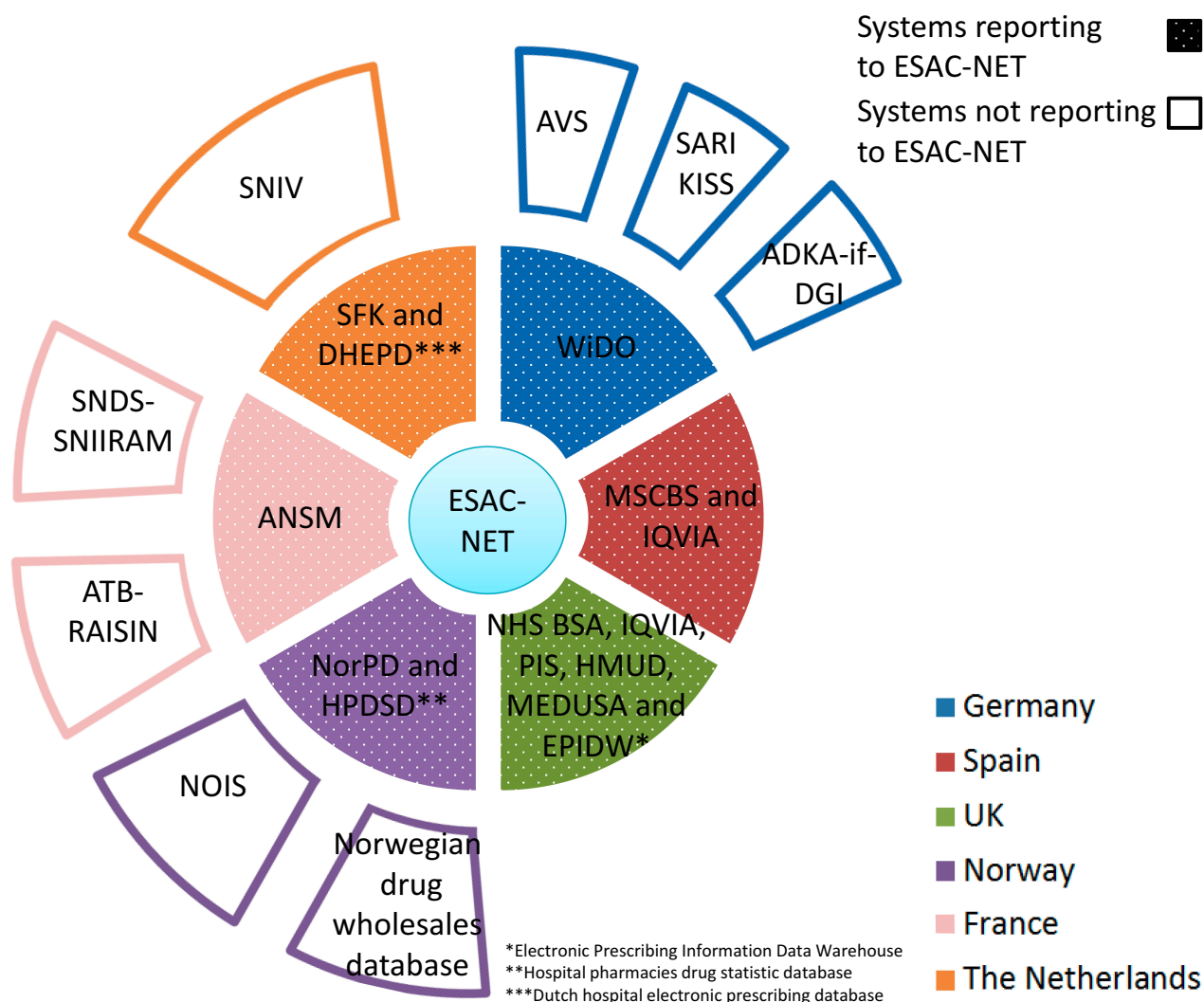


Figure 5 Overview on AMU systems in humans in six European countries. Inner ring systems (dotted sections) report AMU data to ESAC-NET while outer ring systems not. For details on the systems and their relationship, see the main text.

On the medical side, the NHS Digital database in England displays antibiotic prescribing and AMR indicators from general practice (GP). Additional primary care sources such as hospices, nursing homes, police custody (among others) are displayed in the ESPAUR report. The IQVIA database shares secondary care data with Public Health England (PHE). However, these data are not openly available.

In Scotland, the Information Service Division (ISD) holds the Prescribing Information System (PIS) database that provides AMU data from primary care. The data are supplied by the Practitioner and Counter Fraud Services (P&CFS) of the National System Scotland (NSS). This system is responsible for the processing and pricing of all prescriptions dispensed in Scotland. Data from secondary care are provided by the Hospital Medicines Utilisation Database (HMUD) that is also held by the

ISD. Primary and secondary care data are published in the SONAAR report.

In Northern Ireland, the Electronic Prescribing Database and the JAC Medicines Management Systems are the two datasets on AMU data from primary and secondary care, respectively. Data are published in the NI report.

In Wales, the AMU data are collected from the prescribing Information Data Warehouse for primary care provided by the Prescribing Services Unit (PSU)⁷² and the Medusa dataset⁷³ for secondary care. Both are managed by Public Health Wales (PHW) and they cover 100% of Welsh dispensing contractors and hospital pharmacies.

Norway

The NORM-VET monitoring system collects AMU data from the Norwegian drug wholesales statistics database

and the Veterinary Prescription Register (VetReg).^{40,74} The latter register is owned by the Norwegian Food Safety Authority (NFSA) and applies to veterinarians, pharmacies and feed mills. There, prescription data on farmed fish (since 2011) and terrestrial animals (since 2012) are stored.

On the medical side, the NORM surveillance program gathers AMU data in humans from the following surveillance systems:

- The Hospital Pharmacies Drug Statistics Database.
- The national prescription database (NorPD)⁷⁵ that contains dispensed drugs in hospitals and nursing homes from pharmacies in Norway.
- The Norwegian drug wholesales statistics database that contains all sales data in Norway provided by the Norwegian Institute of Public Health (NIPH).

Additionally, the Norwegian Surveillance System for Antibiotic Consumption and Healthcare-Associated Infections (NOIS) is a nationwide mandatory system administrated by the NIPH. It is largely based on hospital automated data extraction on AMU.

France

The French Agency for Veterinary Medicinal Products (ANMV)⁷⁶ within ANSES collects annually sales data on veterinary drugs containing antibiotics in France, and also reports these data stratified by animal species. ANMV uses marketing authorisation holder estimates on the proportion sold per target species. In addition, The Permanent Observatory of Antibiotics in Veal Calf Farms⁷⁷ is a voluntary system collecting AMU data in veal calves. Data are collected and analyzed by ANSES and the French Livestock Institute (IDELE).

The French Pork Interprofessional Organization (INAPORC)⁷⁸ is a voluntary system gathering consumption data on pig categories (sows, fatteners, weaners and sucklers) from 160 randomly chosen pig farms (approximately 1% of French farms). This system is run by ANSES, the swine industry's French technical institute (IFIP) and stakeholders. The results are delivered to each farmer by the end of the study. Similar to INAPORC, the GVET⁷⁹ system is a voluntary pig register run by ANSES and IFIP. The latter system also collects AMU data from the same pig categories adopted by INAPORC providing an online result access to farmers.

On the medical side, the national health insurance cross-schemes information system (SNIIRAM) is a large

French healthcare database which covers around 99% of the French population. SNIIRAM was extended with outpatient data through the National health data system (SNDS) by French law⁸⁰ in 2016. The SNIIRAM-SNDS dataset provides prescription data covering primary and secondary care in the ambulatory and hospital sectors. It includes systems such as CNAMTS (for employed workers), RSI (for independent workers) and MSA (for farmers) among others. Through CNAMTS, the MEDIC'AM spreadsheet^{81,82} provides all medication reimbursement data and also the costs to the system (overall and reimbursement) and packages sold. SPF will take over shortly SNIIRAM-SNDS (2019).

In parallel, The Antibiotic Consumption Monitoring RAISIN module (ATB RAISIN) provides AMU data collected on a voluntary basis from the hospital sector. It is connected to the CPIAS network. It will be replaced shortly by the tool ConsoRes (2019).⁴⁶

The French National Agency for Medicine and Health Products Safety (ANSM) publishes on a regular basis the antibiotic consumption trends in France report.⁸³ It includes data on outpatient and hospital AMU in humans, critical antibiotics and AMU in Europe. The data in the report are extracted from the following databases: ANSM, IQVIA, Permanent Sample of Medical Prescription (EPPM), OPEN-MEDIC and ESAC-Net.

Germany

Several initiatives collect AMU data in Germany. The animal antimicrobial sales data are reported annually by the industry and wholesalers to the German Institute for Medical Documentation and Information (DIMDI).⁸⁴

The industry-based system run by Quality and Safety GmbH (QS)⁸⁵ carries out an antibiotic monitoring program on AMU data in broilers, turkeys, ducks, veal and pork productions. Some QS data are transferred to the Hi-Tier (HIT)²⁷ database. The HIT database is hosted by the Bavarian Ministry for the Food Chain, Agriculture and Forestry. The data collection includes treatment data on pigs, turkeys, broilers and cattle. This AMU database receives data from farmers and vets including the antimicrobial product, treatment days and number of treated animals. From the data, benchmarks for AMU in the different livestock sectors are calculated twice a year and published by the BVL. These inform farmers on the necessity to reduce AMU, ie farmers with a use above the third quartile of all reporting farms of their sector need to take action.

The sentinel project Veterinary Consumption of Antibiotics (VetCab)^{27,86} is carried out by the Institute for Biometry, Epidemiology and Information Processing of the Hanover University of Veterinary Medicine Foundation (IBEI-TIHO). VetCab aims to describe and assess AMU in farm animals in Germany and includes data on pigs, cattle and broilers.

In the human sector, two national surveillance systems are in place for hospital data: AVS (RKI) and ADKA-if-DGI.

The Federal Association of German Hospital Pharmacists (ADKA) created together with the infectious disease department of the University Freiburg the ADKA-if project in 2007. Since 2015, the network supported by the German Society for Infectious Diseases (DGI) is called ADKA-if-DGI.⁸⁷

The AVS^{87,88} housed by the RKI with technical support of the Charité collects data from German and Austrian hospitals on antimicrobial consumption for individual substances and groups of substances in acute care hospitals and rehabilitation centers since 2015 (2014 pilot study) according to the German Infection Protection Act.

On behalf of the SHI (Statutory Health Insurance Funds), the WiDO^{55,89} collects all antimicrobial prescriptions from mandatory health-insured patients (totaling about 89% of the German population). Only reimbursement data from the ambulatory sector (about 85–90%) are included in the WiDO dataset. Since 2001, all prescription data have become available. WiDO data are yearly reported to ESAC-Net via the RKI. In addition, the ZI, a research institute of the Federal Association of Statutory Health Insurance Physicians collects AMU data of ambulant patients.

Discussion

Harmonization and Interpretation of the AMU and AMR Data

A wide variety of AMU and AMR monitoring and surveillance systems and reports were identified at country and regional levels in the six countries. Funding of the systems is mostly public, but may also be private.

Monitoring and surveillance databases are mostly not freely accessible. Some databases do not report to the public on a regular basis. Even when most of the reports like NORM/NORM-VET, UK-VARSS, ESPAUR, MARAN/NETHMAP, ARS, EARS-Net among others, which publish aggregated data, are freely accessible others like Medirund or EASSA reports are not. This lack of free

access to the available information may contribute to the existence of overlap between systems, reports and databases that may duplicate efforts and economic resources.

A further potential overlap source may be that the development of the different systems is frequently due to specific interests that are not fully covered by earlier systems leading to a substantial diversity in objectives and procedures. Therefore, it seems essential to reduce the number of overlapping systems joining forces, promoting synergies and planning the systems properly. Note that some overlap between systems may also contribute to validate system results. Some examples of overlapping are presented in Table 3. In addition, often newer systems are easier to use with the possibility of web-based reporting and feedback.

The presence of overlap between systems also translates to the existence of different reports that provide information on the same type of data generated in different systems. Furthermore, reports not based on a specific system may also produce overlaps (eg GERMAP resistance data on animals are also published by GERM-VET). However, the level of reported information may be different.

National AMU and AMR reports are published in different languages (see Tables 1 and 2). Annual publication of these reports in an international agreed language would facilitate access to published data.

AMR Surveillance and Monitoring Systems

AMR surveillance and monitoring systems vary substantially between sectors and across the countries in the type of data collected and reported. Besides the human, animal or food population studied, main sources of variability include the type of samples collected (clinical vs non-clinical samples) and the sample collection basis (voluntary, sentinel or mandatory). Both define the bacterial population that the isolates may be representative for and influence the degree of representativeness of the data.

Diversity was also observed regarding the laboratory methods (eg micro broth dilution, disk diffusion or other, automatic systems) and the reported result type (minimum inhibition concentration (MIC), inhibition zone (IZ) or susceptible-intermediate-resistant (SIR)). The laboratory method selected may affect final results. As an example, colistin, a key antimicrobial in human and animal health, diffuses poorly into the agar medium. Therefore, disk diffusion results from colistin are not reliable.⁹⁰ Quantitative data allow for interpretation using different

Table 3 Complementary Systems with Some Overlap

	On the Human AMR Sector	On the Human AMU Sector	On Livestock AMU Sector	On the Livestock AMR Sector	On the Food AMR Sector
Germany	ARS, PEG, MRSA-KISS, ICU-KISS, OP-KISS and SARI-KISS Regional: ARMIN and BARDa	AVS, ADKA-if-DGI SARI-KISS	DIMDI, HIT, QS and VetCab	x	x
The Netherlands	x	x	FIDIN, SDa and MEDIRUND	x	x
Norway	x	The Norwegian drug wholesales statistics database, NorPD, NOIS and the hospital pharmacies drug statistics database	NorPD, NORM VET and VetReg	x	x
United Kingdom	BSAC Regional: SGSS, ECOSS, Datastore and CoSurv	x	FarmVet Systems, eMB cattle and NML	x	x
France	BMR-RAISIN and ONERBA	SNDS-SNIIRAM, ANSM, ATB-RAISIN	ANMV, GVET and INAPORC	x	x
Spain	x	MSCBS and IQVIA	ESVAC-ES and Plan REDUCE	x	x
Europe	x	x	x	x	EASSA and EFSA

clinical breakpoints (CBP) or epidemiological cut-offs (ECOFF) as provided by EUCAST, CLSI or other, sometimes national institutions. SIR data can only be validly compared to other SIR data, if the methodology used is standardized. This includes both laboratory methods as well as the ECOFFS or breakpoints used for the categorization of the isolate populations to SR or SIR. Therefore, AMR reports should capture quantitative data rather than qualitative values (SIR or SR) to allow for interpretation of data using different thresholds. However, the comparability of quantitative data from different laboratory methodologies remains as an issue.

Data collection systems often adopt a specific standard. However, most standards and their corresponding evaluation criteria do not cover all drug/bug combinations. In that case, different standards and/or evaluation criteria may be used for different drug/bug combinations in the same data collection system. Therefore, AMR collecting systems should have a similar approach (ie standard, evaluation criteria, antibiotic panel, unit and data type (clinical-non clinical)) so that data comparison, evaluation and analyses across countries and sectors were valid.

In addition, ECOFFs and CBPs are regularly revised, so their threshold values may vary over time. Differences between ECOFFs and CBPs are frequently underlined in

literature.^{91,92} ECOFFs identify the wild-type (those assumed to have no acquired/mutational resistance) from non-wild-type populations (those that show a degree of acquired/mutational resistance) while CBPs define clinically a microorganism as “sensitive”, “intermediate” or “resistant” in relation to the likelihood of therapeutic success. CBPs take into account information such as the infection site, ability of the antimicrobial to reach the infection site, dosage regimens and formulations available to determine the effectiveness against the pathogen. Therefore, interpretation of results between countries may not be directly comparable as different dose regimens are used.⁹³ However, in most instances, the differences between published ECOFF and CBP values are limited, given that one dilution step is the tolerance of microdilution in both systems. Moreover, values for both evaluation criteria are constantly evolving when new data become available and those with the greatest differences (eg ciprofloxacin in *E. coli*) tended to converge over time.⁹⁴

The main task of surveillance systems is to provide an overview of patterns and trends, however some systems may provide additional useful information for risk factor analysis.

A further source of variability identified on AMR systems is the collection of sample results from diverse

laboratories, using different diagnostic methods and interpretation standards. Antimicrobial panels to be tested in laboratories against zoonotic and commensal bacteria are standardized in the livestock sector by Commission Implementing Decision 2013/652/EU. This is not the case in the medical sector and for the testing of clinical isolates from animals. However, EU institutions clearly indicate that the antimicrobial panel described for indicator bacteria on livestock by Decision 2013/652/EU takes human relevance into consideration.⁹⁵ Therefore, reporting part of the data adopting this standardized panel would help minimize current standardization and harmonization issues.

AMU Surveillance and Monitoring Systems

AMU collection systems are based on a variety of data sources ranging from overall national sales data to individual prescription or treatment data.⁷ Data are displayed in very diverse units (such as weight of active ingredient, therapy frequency, mg/Population Correction Unit (PCU), Defined Daily Dose (DDD)/1000 inhabitants/days, DDD/1000 Specific Therapeutic Group Age-sex weightings Related Prescribing Units (STAR-PU) among others) hampering the comparison of data from different sources.

Differences in dosage regimes and treatment durations between hospitals and countries might result in an erroneous assessment of the treatment numbers if they are deduced from the amount of drug sold. For these reasons, any evaluation and comparison of AMU data from different sources should be done carefully.

A consensus has been reached to report AMU data to European level (ESVAC and ESAC-Net systems) adopting the unit DDD/1000 inhabitants/days on the medical side and antibiotic weight per population correction unit (mg/PCU) on the animal side. However, as with breakpoints in AMR, these units have drawbacks and the consensus is a compromise that is continuously under debate.

The weight of the active ingredient as collected for the ESVAC project does not account for its potency, ie the amount needed to treat 1 kg of animal. Moreover, most antimicrobials may be used in several animal species and may also be licensed at a different dosage for different and sometimes even for the same animal species. Sales data on the veterinary side therefore only provide a general overview, but for further analyses, farm-level data are needed. These are frequently collected on the regional or national level as shown in Table 2, but at a very low level of harmonization. At best they allow for assessing trends

within the system, but between systems analyses are very challenging. This also applies for comparisons to the medical side. The differences between the systems have repeatedly been described and critically reviewed.^{27,96}

The DDD/1000 inhabitants/day is widely used as a standard for monitoring antimicrobial consumption for the human sector. However, it does not necessarily reflect the dose prescribed to the individual patient. This particularly plays a role for special patient populations (eg children or patients with renal insufficiency). The same issue applies for defined daily doses for animals. Dosing of drugs for systemic use ideally should be done giving the amount of drug needed per kg of treated individual. If the weight of the treated animal is not accounted for and DDDs are calculated from the amount of drug used alone, substantial miscalculations are possible. In broilers 1-day-old chicks weigh about 50 g and 1-month-old broilers around 2 kg, ie, that is 40 times more. If 1 kg of drug dosed at 20mg/kg/day can be used to treat 1,000,000 1-day-old chicks, it will only serve 25,000 1-month-old broilers. Using a standard weight for broilers at about 1 kg (average weight at the time of treatment applied by ESVAC) to calculate a DDD would result in 50,000 DDDs which neither reflects the exposure of 1-day-old chicks nor the exposure of 1-month-old broilers.

Therapy frequency, used for farm animals in Germany, on the other hand, has the drawback that it does not account for dosing as it only considers the number of animals that were treated with the drug, assuming that this happens at a standard dose. DDDs, in case the DDD are equivalent to the prescribed daily dose (PDD), and therapy frequency both may represent days under treatment, but the results may differ substantially when describing the same population. This is because one is based on counted treatment days and therefore the amount of active substance used cannot be deduced from the figure. DDD, on the other hand, is deduced from used amounts of drugs and therefore does not have to be equivalent to real treatment days because of the issues explained above.

In summary, regarding antimicrobial use in animals, there is need for a measure that includes the name of the active ingredient, the amount of active ingredient, the number of treated animals, the population at risk, the weight of treated animals, the time under treatment and the duration of the therapeutic effect of the active ingredient in the body. If those are collected, most of the units that are currently in use should be deducible from the information

with a reasonable accuracy. Likewise, besides DDDs, additional metrics should be collected in order to describe the different aspects of AMU in the human sector (eg days of treatment, number of prescriptions).

However, the EU agreed data type is not always provided in the national or regional surveillance and monitoring system reports but other units such as DDD/1000 STAR-PU are.⁹⁷

Those datasets that do not report their data at European level may have different units than the agreed ones, such as HIT or the SNIIRAM-SNDS system.

The health-care system implemented in each country is of great relevance to understand the data collection. As an example, in England, it is common to dispense outpatient medications by hospitals, whereas in Northern Ireland these are usually prescribed by the GP at the request of secondary care specialists.⁹⁸ Thus, there may be significant dissimilarities in the data collected across countries from homologous databases.

The usage data per animal species is a more useful source than sales data; however, it is not consistently collected by all countries and also not provided to ESVAC yet. Collections of these data are laborious if they are not available in electronic formats. However, in most countries, prescription data are collected at least from a part of the animal population such as in the UK (collecting prescription data on a voluntary basis from pigs through eMB pigs and meat poultry through BPC stewardship), among others or Norway (mandatory data collection of prescription data from food-producing animals in VetReg and on a voluntary basis from companion animals). However, the VetReg system has been compared to the sales data and there is a proportion of underreporting among the prescription data recorded since the registry started.⁹⁹

Tools for Comparison

JACRA analyses comparing AMU in animals and humans to AMR in the sectors are accompanied by a long list of disclaimers but provide a valuable general overview. Major progress could further be improved by including prescription data, or at least use data by animal species.

Diverse tools have been developed to assess correlations and associations between AMU and the development of AMR. As an example, the hospital-based ARVIA¹⁰⁰ and Conso-Res are similar initiatives under development in the human sector launched by Germany and France, respectively. These efforts supplement the JACRA reports and address the issue at the hospital level.

Conclusions

- AMU and AMR Systems and Reports Need Further Harmonization to Support the One Health approach.
- Availability of prescription data or similar for animals would allow a more detailed analysis of antimicrobial treatment and resistance data, and enhance interpretation of the findings published in the JACRA reports by EFSA, EMA and ECDC.
- In addition, major challenges need to be addressed in order to harmonize AMU and AMR data in the animal sector through uniform and robust standards that are either fully harmonized or allow for conversion of data to different units. To this end, for AMU, the name of the active ingredient, amount of active ingredient, number of treated animals, the population at risk, weight of treated individual, treatment duration and the duration of the therapeutic effect of the active ingredient in the body are needed.
- AMR collecting systems should have as far as possible a similar approach (ie standard, evaluation criteria, antibiotic panel, unit and data type (clinical-non clinical)) to be compared, evaluated and analyzed across countries and sectors. Otherwise, the data may not be directly assessed. Additionally, reports on AMR should capture quantitative values rather than data on the SIR level to allow for interpretation of data using different thresholds. However, there will be still an issue with comparability of quantitative data from different methodologies.
- ECDC, EMA and EFSA indicate that the antimicrobial panel described for livestock by Decision 2013/652/EU takes human relevance into consideration. Reporting at least part of the data adopting this standardized panel would ensure uniformity.
- Currently, there is some overlap between national and international systems (see Table 3). Therefore, it seems essential to join forces, promote synergies and plan the systems properly in order to avoid overlapping and address potential gaps making better use of the available resources. A first step to achieve the latter goal is to address the system harmonization that will substantially increase data sharing with the EU. It seems that some resources could be used more efficiently by reducing the number of overlapping systems. However, note that some overlap between systems may be useful for system and data validation.
- Preferably national AMU and AMR reports should be published annually and provided in one international

agreed language (eg English) to facilitate access to published data.

Abbreviations

AACTING, Network on quantification of veterinary Antimicrobial usage at herd level and Analysis, Communication and benchmarkING to improve responsible usage; ADKA, Federal Association of German Hospital Pharmacists; AECOSAN, Spanish Agency for Consumer Affairs, Food Safety and Nutrition; AEMPS, Spanish Agency of Medicaments and Sanitary Products; AHDB, Agriculture and Horticulture Development Board; AMR, Antimicrobial Resistance; AMU, Antimicrobial Use; ANMV, National Agency for Veterinary Medicines; ANSES, French Agency for Food, Environmental and Occupational Health & Safety; ANSM, French National Agency for Medicine and Health Products Safety; APHA, Animal and Plant Health Agency; ARDIG, Antibiotic Resistance Dynamics: the influence of geographic origin and management systems on resistance gene flows within humans, animals and the environment; ARMIN, Antibiotic Resistance Monitoring in Lower Saxony; ARS, Antibiotics Resistance Surveillance; AST, Antibiotic Susceptibility Testing; ATB RAISIN, Antibiotic Consumption Monitoring programme; AVS, Antibiotic Consumption Surveillance; BDCAP, Primary Care Clinical Database; BfR, Federal Institute for Risk Assessment; BEIC, British Egg Industry Council; BIFAP, Database for Pharmacoepidemiological Research in Primary Care; BPC, British Poultry Council Stewardship; BSAC, British Society for Antimicrobial Chemotherapy; BVL, Federal Office of Consumer Protection and Food Safety; CAESAR, Central Asian and Eastern European Surveillance of Antimicrobial Resistance network; CA-SFM, Antibiogram Committee of the French Society for Microbiology; CBP, Clinical Breakpoints; CCLIN, Nosocomial Infection Surveillance Coordination Centers in France; CEESA, European Animal Health Study Center; CLSI, Clinical Laboratory Standard Institute; CPIAS, National Network for the Prevention of Care-Related Infections; DARC, Defra Antibiotic Resistance Coordination; DART, German antibiotic resistance strategy; DCD, Defined Course Dose; DDD, Defined Daily Dose; DGI, German Society for Infectious Diseases; DIMDI, German Institute for Medical Documentation and Information; DIN, German Institute for Standardization; EARS-Net, European Antimicrobial Resistance Surveillance Network; EASSA, European Antimicrobial Susceptibility Surveillance in

Animals; ECDC, European Center for Disease Prevention and Control; ECOFF, Epidemiological Cut-Off; EFFORT, Ecology from Farm to Fork Of microbial drug Resistance and Transmission; ECOSS, Electronic Communication of Surveillance in Scotland; EFSA, European Food Safety Authority; EJP, European Joint Programme; EMA, European Medicines Agency; eMB cattle and sheep, Cattle and sheep Electronic Medicine Book; eMB pigs, Pig Electronic Medicine Book; EPPM, Permanent Sample of Medical Prescription; ESAC-Net, European Surveillance of Antimicrobial Consumption Network; ESPAUR, English Surveillance Programme for Antimicrobial Utilisation and Resistance; ESVAC, European Surveillance of Veterinary Antimicrobial Consumption; EU, European Union; EUCAST, European Committee on Antimicrobial Susceptibility Testing; FIDIN, Federation of the Dutch veterinary pharmaceutical industry; GAP, Global Action Plan; GERMAP, Antibiotic Consumption and the Spread of Antibiotic Resistance in Human and Veterinary Medicine in Germany; GERM-VET, German Veterinary Monitoring System; GP, General Practice; HIT, German animal movement and information system; IBEL-TIHO, Institute for Biometry, Epidemiology and Information Processing of the Hanover University of Veterinary Medicine Foundation; IDELE, French Livestock Institute; IFIP, Swine Industry's French Technical Institute; INAPORC, French Pork Interprofessional Organisation; IQVIA, Human Data Science Company; ISCIII, Carlos III Health Institute; ISD, Information Service Division; ISIS-AR, Infectious Disease Surveillance Information System on Antibiotic Resistance; IZ, Inhibition Zone; JIACRA, Joint Interagency Antimicrobial Consumption and Resistance Analysis; KISS, Hospital Infection Surveillance System; MABUSE, Medical Antimicrobial Use Surveillance and Evaluation; MAPAMA, Ministry of Agriculture, Fisheries and Food; MARAN, Monitoring of Antimicrobial Resistance and Antibiotic Usage in Animals in the Netherlands; Medirund, Central Database for the Mandatory Registration of Antibiotics in Cattle in Netherlands; MIC, Minimum Inhibitory Concentration; MS, Member State; MSIS, Norwegian Surveillance System for Communicable Diseases; NethMap, Consumption of Antimicrobial Agents and Antimicrobial Resistance Among Medically Important Bacteria in the Netherlands; NFSA, Norwegian Food Safety Authority; NHS, National Health Service; NIPH, Norwegian Institute of Public Health; NOIS, Norwegian Surveillance System for Antibiotic Consumption and Healthcare-Associated

Infections; NORM, surveillance programme for antimicrobial resistance in human pathogens; NORM-VET, Monitoring Programme for Antimicrobial Resistance in the Veterinary and Food Production sectors; NorPD, Norwegian Prescription Database; NSS, National System Scotland; NVI, Norwegian Veterinary Institute; NVMM, Ministry of Health, Welfare and Sport and the Dutch Society of Medical Microbiology; NVWA, Netherlands Food and Consumer Product Safety Authority; ONERBA, National Observatory of the Epidemiology of Bacterial Antibiotic Resistance; P&CFS, Practitioner and Counter Fraud Services; PEG, Paul Ehrlich Society for Chemotherapy; PHE, Public Health England; PHW, Public Health Wales; PIS, Prescribing Information System; PRAN, National Antibiotic Resistance Plan; PSU, Prescribing Services Unit; QS, Quality and Safety GmbH; RAISIN, Alert, Investigation and Surveillance of Nosocomial Infection Network; RDD, Recommended Daily Dose; RESAPATH, French Surveillance Network for Antimicrobial Resistance in Pathogenic Bacteria of Animal Origin; RIVM, National Institute for Public Health and the Environment; RKI, Robert Koch Institute; SARI, Surveillance of Antimicrobial Use and Bacterial Resistance in Intensive Care Units; SPF, French Health System; SDa, Netherlands Veterinary Medicines Institute; SGSS, Second Generation Surveillance System; SHI, Statutory Health Insurance; SIR, Sensible, Intermediate, Resistant; SNDS, French National Health Data System; SNIIRAM, French National Health Data System; SNIV, National sentinel surveillance network for infectious diseases in nursing homes; SONAAR, Scottish One Health Antimicrobial Use and Antimicrobial Resistance; SRUC, Scotland's Rural College Veterinary Services and Capital Diagnostics; STAR-PU, Specific Therapeutic Group Age-sex weightings Related Prescribing Units; SWAB, Dutch Foundation of the Working Party on Antibiotic Policy; UK, United Kingdom; UK-VARSS, UK-Veterinary Antibiotic Resistance and Sales Surveillance; VAV, Spanish Veterinary Antimicrobial Resistance Surveillance Network; VetCab, Sentinel project Veterinary Consumption of Antibiotics; VetReg, Veterinary Prescription Register; VMD, Veterinary Medicines Directorate; WHO, World Health Organization; WIdO, Scientific Institute of the AOK; ZOMO, German Zoonosis Monitoring.

Acknowledgments

This work was carried out within the framework of the ARDIG project, the European Joint Programme (EJP) on AMU and AMR in humans, food and animals. ARDIG

project has received funding from the European Union's Horizon 2020 research and innovation programme under Grant Agreement No 773830.

We thank Mike Brouwer, Jean-Yves Madec, Philippe Glaser, Ines Noll, Karin Gröschner, Alexandra Hoffmann, Robby Markwart (RKI) for their input and collaboration.

Disclosure

The authors declare grants from European Union's Horizon 2020 research and innovation programme during the conduct of the study. The authors report no other possible conflicts of interest in this work.

References

- Zhang D, Cui Y, Zhang X. Estimating factors related to fluoroquinolone resistance based on one health perspective: static and dynamic panel data analyses from Europe. *Front Pharmacol.* 2019;10:1145. doi:10.3389/fphar.2019.01145
- Poirel L, Jayol A, Nordmann P. Polymyxins: antibacterial activity, susceptibility testing, and resistance mechanisms encoded by plasmids or chromosomes. *Clin Microbiol Rev.* 2017;30(2):557–596. doi:10.1128/CMR.00064-16
- Global Action Plan on Antimicrobial Resistance. World Health Organization (WHO). Available from: <http://www.who.int/antimicrobial-resistance/global-action-plan/en/>. Accessed September 13, 2018.
- A European One Health Action Plan against Antimicrobial Resistance (AMR). EU Commission. Available from: https://ec.europa.eu/health/amr/sites/amr/files/amr_action_plan_2017_en.pdf. Accessed April 03, 2019.
- Central Asian and Eastern European Surveillance of Antimicrobial Resistance (CAESAR). World Health Organization (WHO). Available from: <http://www.euro.who.int/en/health-topics/disease-prevention/antimicrobial-resistance/surveillance/central-asian-and-european-surveillance-of-antimicrobial-resistance-caesar>. Accessed March 31, 2020.
- ORION Knowledge Hub Catalogue. One Health EJP.ORION. Available from: <https://foodrisklabs.bfr.bund.de/ohejp-glossary/>. Accessed October 30, 2019.
- Interagency Coordination Group on Antimicrobial Resistance (IACG). Surveillance and monitoring for antimicrobial use and resistance; 2018. Available from: http://www.who.int/antimicrobial-resistance/interagency-coordination-group/IACG_Surveillance_and_Monitoring_for_AMU_and_AMR_110618.pdf. Accessed October 12, 2018.
- The Ecology from Farm to Fork Of microbial drug Resistance and Transmission (EFFORT). EFFORT. Available from: <http://www.effort-against-amr.eu/page/project.php>. Accessed July 1, 2019.
- Antibiotic resistance dynamics: the Influence of Geographic origin and management systems on resistance gene flows within humans, animals and the environment (ARDIG). One Health EJP. Available from: <https://onehealthjp.eu/jrp-ardig/>. Accessed October 12, 2018.
- Network on quantification of veterinary antimicrobial usage at herd level and Analysis, Communication and benchmarkING to improve responsible usage (AACTING). AACTING consortium. Available from: <http://www.aacting.org/monitoring-systems/>. Accessed July 1, 2019.

11. European Food Safety Authority (EFSA). Available from: <https://www.efsa.europa.eu/>. Accessed February 22, 2019.
12. European Food Safety Authority (EFSA). The European Union summary report on antimicrobial resistance in zoonotic and indicator bacteria from humans, animals and food in 2017. *EFSA J*. 2019;17(2):5598.
13. Biological hazards reports. European Food Safety Authority (EFSA). Available from: <https://www.efsa.europa.eu/en/biological-hazards-data/reports>. Accessed October 12, 2018.
14. Schrijver R, Stijntjes M, Rodriguez-Bano J, Tacconelli E, Babu Rajendran N, Voss A. Review of antimicrobial resistance surveillance programmes in livestock and meat in EU with focus on humans. *Clin Microbiol Infect*. 2018;24(6):577–590. doi:10.1016/j.cmi.2017.09.013
15. European Antimicrobial Resistance Surveillance Network (EARS-Net) . European Centre for Disease Prevention and Control (ECDC). Available from: <https://ecdc.europa.eu/en/about-us/partnerships-and-networks/disease-and-laboratory-networks/ears-net>. Accessed September 07, 2018.
16. European parliament. Decision No 2119/98/EC of the European Parliament and of the Council of 24 September 1998 setting up a network for the epidemiological surveillance and control of communicable diseases in the Community. *Off J Eur Union*. 2019. Available from <https://publications.europa.eu/en/publication-detail/-/publication/13a83657-97b6-4a80-aa32-3b335bdf80be/language-en>. Accessed March 26, 2020.
17. About the EARS Network. European Centre for Disease Prevention and Control (ECDC). Available from: <https://ecdc.europa.eu/en/about-us/networks/disease-networks-and-laboratory-networks/ears-net-about>. Accessed April 02, 2019.
18. European Centre for Disease Prevention and Control (ECDC). Surveillance of antimicrobial resistance in Europe 2017. Available from: <https://ecdc.europa.eu/sites/portal/files/documents/AMR-surveillance-EARS-Net-2017-updated-dec-18.pdf>. Accessed September 14, 2018.
19. European Medicines Agency (EMA). Analysis of antimicrobial consumption and resistance ('JIACRA' reports) Available from: [https://www.ema.europa.eu/en/veterinary-regulatory/overview/antimicrobial-resistance/analysis-antimicrobial-consumption-resistance-jiacra-reports#report-on-2013%E2%80%9315-\(jiacra-ii\)-section](https://www.ema.europa.eu/en/veterinary-regulatory/overview/antimicrobial-resistance/analysis-antimicrobial-consumption-resistance-jiacra-reports#report-on-2013%E2%80%9315-(jiacra-ii)-section). Accessed February 19, 2019.
20. Red de Vigilancia Veterinaria de Resistencias a Antibióticos (VAV). [Veterinary Antibiotic Resistance Surveillance Network]. Available from: https://www.visavet.es/data/VAV_vigilancia_veterinaria_resistencias_antibioticos_06.pdf. Accessed September 07, 2018. Spanish.
21. Resistencias antimicrobianas. Ministerio de Agricultura pesca y alimentación (MAPAMA). [Antimicrobial Resistance Surveillance. Ministry of Agriculture Fisheries and Food]. Available from: https://www.google.com/url?sa=t&rcet=j&q=&esrc=s&source=web&cd=1&cad=rja&uact=8&ved=2ahUKEwjMn8Ddp0TjAhVGLFAKHUAXA_kQFjAAegQIABAB&url=https%3A%2F%2Fwww.mapa.gob.es%2Fca%2Fganaderia%2Ftemas%2Fsanidad-animal-higiene-ganadera%2Fsanidad-animal%2Fzoonosis-resistencias-antimicrobianas%2Fresistencias_antimicrobianas.aspx&usq=AOvVaw2SbcAVpbgP9R3TFhECViAb. Accessed November 02, 2018. Spanish.
22. European parliament. Directive 2003/99/EC of The European Parliament and of the Council of 17 November 2003 on the monitoring of zoonoses and zoonotic agents, amending Council Decision 90/424/EEC and repealing Council Directive 92/117/EEC. *Off J Eur Union*. Available from: <https://eur-lex.europa.eu/legal-content/EN/TXT/PDF/?uri=CELEX:32003L0099&from=EN>. Accessed October, 12 2018.
23. European parliament. Regulation (EC) No 2160/2003 of the European Parliament and of the Council of 17 November 2003 on the control of salmonella and other specified food-borne zoonotic agents. *Off J Eur Union*. Available from <https://eur-lex.europa.eu/legal-content/EN/TXT/PDF/?uri=CELEX:32003R2160&from=EN>. Accessed October, 12 2018.
24. Plan Nacional frente a la Resistencia a los Antibióticos (PRAN). [Spanish Action Plan against Antimicrobial Resistance]. Available from: <http://www.resistenciaantibioticos.es/es/publicaciones>. Accessed October 12, 2018. Spanish.
25. Informe JIACRA España. Primer análisis integrado del consumo de antibióticos y su relación con la aparición de resistencia. Plan Nacional de Resistencia a Antibióticos (PRAN). [JIACRA SPAIN report. First integrated analysis of antibiotic consumption and its relationship to the emergence of resistance. Spanish Action Plan against Antimicrobial Resistance]. Available from: http://www.resistenciaantibioticos.es/en/system/files/field/files/informe_jiacra-espana.pdf?file=1&type=node&id=410&force=0. Accessed October 12, 2018. Spanish.
26. National Institute for Public Health and the Environment; Netherlands Food and Consumer Product Safety Authority; Wageningen university; Utrech university and SDA. Consumption of antimicrobial agents and antimicrobial resistance among medically important bacteria in the Netherlands in 2018. NethMap 2019/Monitoring of Antimicrobial Resistance and Antibiotic Usage in Animals in the Netherlands in 2018. MARAN 2019. 2018. Available from: <https://www.rivm.nl/bibliotheek/rapporten/2019-0038.pdf>. Accessed July 19, 2019.
27. Werner N, Kreienbrock L, Kreienbrock L. Monitoring antimicrobial drug usage in animals: methods and applications. *Microbiol Spectrum*. 2018;6(4):ARBA-0015-2017 2017. doi:10.1128/microbiolspec.ARBA-0015-2017
28. ISISweb. Nederlandse Vereniging voor Medische Microbiologie (NVMM). [Dutch Association for Medical Microbiology]. Available from: <https://isis-web.nl/>. Accessed September 07, 2018. Dutch.
29. Altorf-van der Kuil W, Schoffelen AF, de Greeff SC, et al. National laboratory-based surveillance system for antimicrobial resistance: a successful tool to support the control of antimicrobial resistance in the Netherlands. *Eurosurveillance*. 2017;22(46):17–00062. doi:10.2807/1560-7917.ES.2017.22.46.17-00062
30. COMMISSION IMPLEMENTING DECISION of 12 November 2013 on the monitoring and reporting of antimicrobial resistance in zoonotic and commensal bacteria (notified under document C(2013) 7145) (Text with EEA relevance) (2013/652/EU). The European commission. Available from: <https://eur-lex.europa.eu/legal-content/EN/TXT/PDF/?uri=CELEX:32013D0652&qid=1539349584328&from=EN>. Accessed October 12, 2018.
31. Scanning surveillance - How is it delivered? Animal and Plant Health Agency. Available from: <http://apha.defra.gov.uk/vet-gateway/surveillance/scanning/index.htm>. Accessed September 07, 2018.
32. Veterinary Antibiotic Resistance and Sales Surveillance. UK Government. Available from: <https://www.gov.uk/government/collections/veterinary-antimicrobial-resistance-and-sales-surveillance>. Accessed May 03, 2019.
33. The BSAC Resistance Surveillance Programme is a well-established initiative designed to provide long-term surveillance of antibiotic resistance. The British Society for Antimicrobial Chemotherapy (BSAC). Available from: <http://www.bsacsurv.org/>. Accessed April 02, 2019.
34. Laboratory reporting to Public Health England. A guide for diagnostic laboratories. Public Health England (PHE). Available from: https://assets.publishing.service.gov.uk/government/uploads/system/uploads/attachment_data/file/545183/PHE_Laboratory_Reporting_Guidelines.pdf. Accessed September 07, 2018.

35. English Surveillance Programme for Antimicrobial Utilisation and Resistance (ESPAUR). England PH. Available from: https://assets.publishing.service.gov.uk/government/uploads/system/uploads/attachment_data/file/759975/ESPAUR_2018_report.pdf. Accessed December 05, 2018.
36. Surveillance Data and Systems. Protection Scotland. Available from: <https://www.hps.scot.nhs.uk/data/>. Accessed September 07, 2018.
37. Scottish one health antimicrobial use and antimicrobial resistance. Report in 2017. Health Protection Scotland. Available from: <https://www.hps.scot.nhs.uk/resourcedocument.aspx?id=6971>. Accessed February 01, 2019.
38. MSIS-Statistikk. Folkehelseinstituttet (FHI). [MSIS Statistics. Norwegian Institute of Public Health (NIPH)]. Available from: <http://www.msis.no/>. Accessed September 07, 2018.
39. Antibiotic resistance in Norway. Norwegian Institute of Public Health (NIPH). Available from: <https://www.fhi.no/en/id/antimicrobial/>. Accessed March 31, 2020.
40. NORM/NORM-VET 2018. Usage of antimicrobial agents and occurrence of antimicrobial resistance in Norway. Public Health Institute and Veterinary institute. Available from: <https://norsvin.no/wp-content/uploads/2019/10/NORM-NORM-VET-2018.pdf>. Accessed March 26, 2020.
41. French surveillance network for antimicrobial resistance in pathogenic bacteria of animal origin (RESAPATH 2017). French Agency for Food Environmental and Occupational Health & Safety (ANSES). Available from: https://resapath.anses.fr/resapath_uploadfiles/files/Documents/2017_RESAPATH%20annual%20report.pdf. Accessed June 25, 2019.
42. ConsoRes. CPIas Grand.Est. Available from: <https://www.consores.net/>. Accessed April 03, 2019. French.
43. MedQual. Santé Publique France (SPF). French Health System. Available from: <http://www.medqual.fr/>. Accessed February 17, 2019. French.
44. The RAISIN Working Group C. "RAISIN" – a national programme for early warning, investigation and surveillance of healthcare-associated infection in France. *Eurosurveillance*. 2009;14(46):19408.
45. de Léotoing L, Barbier F, Dinh A, et al. French hospital discharge database (PMSI) and bacterial resistance: is coding adapted to hospital epidemiology? *Med Mal Infect*. 2018;48(7):465–473. doi:10.1016/j.medmal.2018.03.007
46. Surveillance et prévention de la RATB en établissements de santé. CPIAS. [Surveillance and prevention of RATB in health institutions]. Available from: <https://cpias-occitanie.fr/surveillance-et-prevention-de-la-ratb-en-etablissements-de-sante/>. Accessed October 29, 2019. French.
47. Bericht zum GERM-Vet Monitoring programm 2016 Bundesamt für Verbraucherschutz und Lebensmittelsicherheit (BVL). [Report on the GERM-Vet Monitoring Programme 2016. Federal Office of Consumer Protection and Food Safety]. Available from: https://www.bvl.bund.de/DE/09_Untersuchungen/03_Fachmeldungen/2018/2018_10_09_Fa_GERM-Vet-2016.html. Accessed April 03, 2019. German.
48. Zoonosen-Monitoring. Bundesamt für Verbraucherschutz und Lebensmittelsicherheit. [Zoonosis Monitoring. Federal Office of Consumer Protection and Food Safety]. Available from: https://www.bvl.bund.de/DE/08_PresseInfothek/04_Publikationen/03_Berichte/infothek_berichte_node.html#doc1401838bodyText4. Accessed October 12, 2018. German.
49. Resistenzübersicht. Robert Koch Institut (RKI). [Resistance overview]. Available from: <https://ars.rki.de/Content/Database/ResistanceOverview.aspx>. Accessed September 07, 2018. German.
50. Antibiotika-Resistenz-Monitoring in Niedersachsen (ARMIN). Niedersächsisches Landesgesundheitsamt. [Antibiotic resistance monitoring in lower Saxony. Office. LSSH]. Available from: https://www.nlga.niedersachsen.de/infektionsschutz/armin_resistenzentwicklung/antibiotika-resistenz-monitoring-in-niedersachsen-armin-19418.html. Accessed October 12, 2018. German.
51. Die Bayerische Antibiotikaresistenz-Datenbank (BARDA). Bayerisches Landesamt für Gesundheit und Lebensmittelsicherheit. [The Bavarian Antibiotic Resistance Database. Safety. BSOHfA]. Available from: <https://www.lgl.bayern.de/gesundheits/infektionsschutz/barda/index.htm>. Accessed September 07, 2018. German.
52. KISS (Krankenhaus-Infektions-Surveillance-System) Projektbeschreibung. Nationales Referenzzentrum für Surveillance von nosokomialen Infektionen. [Hospital Infection Surveillance System. Infections. NRCfSoN]. Available from: <http://www.nrz-hygiene.de/surveillance/kiss/>. Accessed October 12, 2018. German.
53. Surveillance der Antibiotika-Anwendung und bakteriellen Resistenzen auf Intensivstationen (SARI). Institut für Hygiene und Umweltmedizin. [Surveillance of antibiotic use and bacterial resistance in intensive care units. Institute for Hygiene and Environmental Medicine]. Available from: <http://sari.eu-burden.info/>. Accessed March 26, 2020. German.
54. Remschmidt C, Schneider S, Meyer E, Schroeren-Boersch B, Gastmeier P, Schwab F. Surveillance of Antibiotic Use and Resistance in Intensive Care Units (SARI). *Dtsch Arztebl Int*. 2017;114(50):858–865.
55. GERMAP. Paul-Ehrlich-Gesellschaft (PEG). Available from: <https://www.p-e-g.org/germap-47.html>. Accessed October 12, 2018.
56. Paul-Ehrlich-Gesellschaft (PEG). Resistenzdaten [resistance data]. Available from: <https://www.p-e-g.org/resistenzdaten-46.html>. Accessed September 07, 2018. German.
57. European Surveillance of Veterinary Antimicrobial Consumption (ESVAC). European Medicines Agency (EMA). Available from: http://www.ema.europa.eu/ema/index.jsp?curl=pages/regulation/document_listing/document_listing_000302.jsp. Accessed September 07, 2018.
58. Silley P, Simjee S, Schwarz S. Surveillance and monitoring of antimicrobial resistance and antibiotic consumption in humans and animals. *Rev Sci Tech*. 2012;31(1):105–120. doi:10.20506/rst.31.1.2100
59. European Surveillance of Antimicrobial Consumption Network (ESAC-Net). European Centre for Disease Prevention and Control (ECDC). Available from: <https://ecdc.europa.eu/en/about-us/partnerships-and-networks/disease-and-laboratory-networks/esac-net>. Accessed September 07, 2018.
60. Agencia Española de Medicamentos y Productos Sanitarios (AEMPS). Ministerio de Sanidad Consumo y Bienestar Social. [Spanish Agency for Medicines and Health Products Ministry of Health Consumer Affairs and Social Welfare]. Available from: <https://www.aemps.gob.es/home.htm>. Accessed September 13, 2018. Spanish.
61. Funciones Dirección General de Cartera Básica de Servicios del Sistema Nacional de Salud y Farmacia. Ministerio de Sanidad Consumo y Bienestar Social. [Functions General Directorate of Basic Portfolio of Services of the National Health and Pharmacy System. Ministry of Health CAaSW]. Available from: <https://www.mscls.gob.es/organizacion/ministerio/organizacion/sgralsanidad/dgcbssnsyff.htm>. Accessed October 12, 2018. Spanish.
62. IQVIA. IQVIA. Available from: <https://www.iqvia.com/locations/>. Accessed September 07, 2018.
63. Mapa de Consumo. Plan Nacional de Resistencia a los Antibióticos (PRAN). [Consumption map. Spanish Action Plan against Antimicrobial Resistance]. Available from: <http://www.resistenciaantibioticos.es/es/profesionales/vigilancia/mapas-de-consumo>. Accessed October 12, 2018. Spanish.
64. Netherlands Veterinary Medicines Institute (SDa). Netherlands Veterinary Medicines Institute (SDa). Available from: <http://www.autoriteitdiergeenmiddelen.nl/>. Accessed October 12, 2018.

65. Database Diergeneesmiddelen runderen . MediRund. [Database Veterinary medicines bovine animals]. Available from: <https://www.medirund.nl/>. Accessed October 12, 2018. Dutch.
66. Mills HL, Turner A, Morgans L, et al. Evaluation of metrics for benchmarking antimicrobial use in the UK dairy industry. *Vet Rec.* 2018;182(13):379. doi:10.1136/vr.104701
67. SNIV . National Institute of Public Health and the Environment. Available from: <https://www.rivm.nl/sniv>. Accessed September 17, 2018. Dutch.
68. Electronic medicine book to record antibiotic usage data. Agriculture and Horticulture Development Board (AHDB). Available from: <https://pork.ahdb.org.uk/news/news-releases/2016/april/electronic-medicine-book-to-record-antibiotic-usage-data/>. Accessed September 07, 2018.
69. Welcome to the British Poultry Council . British Poultry Council. Available from: <https://www.britishpoultry.org.uk/>. Accessed September 07, 2018.
70. NML. National Milk Laboratories (NML). Available from: <https://www.nationalmilklaboratories.co.uk/vets/farm-assist>. Accessed July 16, 2019.
71. eMB-Cattle . Agriculture and Horticulture Development Board (AHDB). Available from: <http://beefandlamb.ahdb.org.uk/research/animal-health-and-welfare-beef/cattle-emb-phase-ii/>. Accessed October 12, 2018.
72. Antibacterial Usage in Primary Care in Wales 2013–2017. Public Health Wales (PHW). Available from: <http://www.wales.nhs.uk/sitesplus/documents/888/Antibacterial%20Usage%20in%20Primary%20Care%20in%20Wales%202013%2D2017%20%28financial%20years%29.pdf>. Accessed February 22, 2019.
73. Antimicrobial Usage in Secondary Care in Wales 2007–2016. Public Health Wales. Available from: <http://www.wales.nhs.uk/sitesplus/documents/888/All%20Wales%20Antimicrobial%20Usage%20in%20Secondary%20Care%20FINAL.pdf>. Accessed February 22, 2019.
74. Lillehaug A, Bornes C, Grave K. A pharmaco-epidemiological study of antibacterial treatments and bacterial diseases in Norwegian aquaculture from 2011 to 2016. *Dis Aquat Organ.* 2018;128(2):117–125. doi:10.3354/dao03219
75. Berg C, Red BH, Fenne O, et al. Drug consumption statistics 2018:2 Norwegian Prescription Database 2013–2017. 2018. Available from: <https://www.fhi.no/en/publ/2018/legemiddelstatistikk-20182-reseptregisteret-20132017/>. Accessed February 10, 2019.
76. Monitoring sales of veterinary antimicrobials. French Agency for Food Environmental and Occupational Health & Safety (ANSES). Available from: <https://www.anses.fr/en/content/monitoring-sales-veterinary-antimicrobials>. Accessed October 12, 2018.
77. Chantepedrix M, Chevance A, Orlianges M, Moulin G, Urban D, Parois A. *Observatoire pérenne du suivi des usages d'antibiotiques en production de veaux de boucherie: Résultats de l'année 2016 et évolution par rapport à 2013*. [Permanent observatory monitoring the use of antibiotics in the veal calves production: 2016 results and evolution compared to 2013]. 24ème ed. Journées 3R, Rencontres, recherches, ruminants; 2018. French.
78. Hémonic A, Chauvin C, Delzescaux D, Verliat F, Corrége I. French Working Group 'antimicrobials in the swine i. Reliable estimation of antimicrobial use and its evolution between 2010 and 2013 in French swine farms. *Porcine Health Manag.* 2018;4:8. doi:10.1186/s40813-018-0084-7
79. Moulin G, Orand J-P. Le suivi des antibiotiques en élevages. [Monitoring of antibiotics on farms]. *Les cahiers de la Recherche Santé, Environnement, Travail.* 2017;10:59–67. French.
80. Loi n° 2016-41 du 26 janvier 2016 de modernisation de notre système de santé. The French National Assembly and the Senate. [Law n° 2016-41 of 26 January 2016 on the modernisation of our health system]. Available from: <https://www.legifrance.gouv.fr/affichTexte.do?cidTexte=JORFTEXT000031912641>. Accessed February 22, 2019. French.
81. Open Medic: base complète sur les dépenses de médicaments interrégimes. French government. [Open Medic: complete database on inter-scheme drug expenditures]. Available from: <https://www.data.gouv.fr/en/datasets/open-medic-base-complete-sur-les-dépenses-de-médicaments-interregimes/>. Accessed February 18, 2019. French.
82. Bezin J, Duong M, Lassalle R, et al. The national healthcare system claims databases in France, SNIIRAM and EGB: powerful tools for pharmacoepidemiology. *Pharmacoepidemiol Drug Saf.* 2017;26(8):954–962. doi:10.1002/pds.4233
83. L'ANSM publie un rapport sur la consommation des antibiotiques en France en 2016 - Point d'Information. Agence Nationale de Sécurité du Médicament et des produits de santé (ANSM). [ANSM publishes a report on the consumption of antibiotics in France in 2016 - Information Point. National Agency for the Safety of Medicines and Health Products]. Available from: <https://ansm.sante.fr/S-informer/Points-d-information-Points-d-information/L-ANSM-publie-un-rapport-sur-la-consommation-des-antibiotiques-en-France-en-2016-Point-d-Information>. Accessed October 29, 2019. French.
84. Abgabemengen von Tierarzneimitteln werden beim DIMDI zentral erfasst. Bundesamt für Verbraucherschutz und Lebensmittelsicherheit (BVL). [Dispensing quantities of veterinary drugs are centrally recorded at DIMDI. Office for Consumer Protection and Food Safety]. Available from: https://www.bvl.bund.de/DE/08_PresseInfothek/01_FuerJournalisten_Presse/01_Pressemitteilungen/05_Tierarzneimittel/2010/2010_11_18_pi_abgabemengenregister.html;jsessionid=9D2FE13408BFF8D5F5E702CD3A473318.1_cid332. Accessed September 07, 2018. German.
85. Schaeckel F, May T, Seiler J, Hartmann M, Kreienbrock L. Antibiotic drug usage in pigs in Germany—are the class profiles changing? *PLoS One.* 2017;12(8):e0182661. doi:10.1371/journal.pone.0182661
86. Hemme M, Ruddat I, Hartmann M, et al. Antibiotic use on German pig farms - A longitudinal analysis for 2011, 2013 and 2014. *PLoS One.* 2018;13(7):e0199592. doi:10.1371/journal.pone.0199592
87. Noll I, Schweickert B, Tenhagen B-A, Käsböhrer A. Antibiotikaverbrauch und Antibiotikaresistenz in der Human- und Veterinärmedizin [Antimicrobial use and antimicrobial resistance in human and veterinary medicine]. *Bundesgesundheitsblatt Gesundheitsforschung Gesundheitsschutz.* 2018;61(5):522–532. doi:10.1007/s00103-018-2724-0. German.
88. Birgitta Schweickert MF, Schneider M, Willrich N, et al. Antibiotic consumption in Germany: first data of a newly implemented web-based tool for local and national surveillance. *J Antimicrob Chemother.* 2018;73(12):3505–3515. doi:10.1093/jac/dky345
89. Arzneiverordnungs-Report. WiDO. Wissenschaftliches Institut der AOK. [Prescription report. WiDO. AOK Scientific Institute]. Available from: <https://www.wido.de/publikationen-produkte/buchreihen/arzneiverordnungs-report/>. Accessed September 13, 2018. German.
90. Ezadi F, Ardebili A, Mirnejad R. Antimicrobial susceptibility testing for polymyxins: challenges, issues, and recommendations. *J Clin Microbiol.* 2019;57(4):e01390–e01318. doi:10.1128/JCM.01390-18
91. Toutain P-L, Bousquet-Mélou A, Damborg P, et al. En route towards European clinical breakpoints for veterinary antimicrobial susceptibility testing: a position paper explaining the VetCAST approach. *Front Microbiol.* 2017;8:2344. doi:10.3389/fmicb.2017.02344
92. Hombach M, Courvalin P, Böttger EC. Validation of antibiotic susceptibility testing guidelines in a routine clinical microbiology laboratory exemplifies general key challenges in setting clinical breakpoints. *Antimicrob Agents Chemother.* 2014;58(7):3921–3926. doi:10.1128/AAC.02489-13

93. European Food Safety Authority (EFSA). The European Union summary report on antimicrobial resistance in zoonotic and indicator bacteria from humans, animals and food in 2017. *EFSA J.* 2019;17(2):5598.
94. O'Halloran C, Walsh N, O'Grady MC, et al. Assessment of the comparability of CLSI, EUCAST and Stokes antimicrobial susceptibility profiles for *Escherichia coli* uropathogenic isolates. *Br J Biomed Sci.* 2018;75(1):24–29. doi:10.1080/09674845.2017.1392736
95. European Center for Disease prevention and Control (ECDC), European Food Safety Authority (EFSA) and European Medicines Agency (EMA). ECDC, EFSA and EMA Joint Scientific Opinion on a list of outcome indicators as regards surveillance of antimicrobial resistance and antimicrobial consumption in humans and food-producing animals. *EFSA J.* 2017;15(10):e05017.
96. Merle R, Robanus M, Hegger-Gravenhorst C, et al. Feasibility study of veterinary antibiotic consumption in Germany—comparison of ADDs and UDDs by animal production type, antimicrobial class and indication. *BMC Vet Res.* 2014;10:7. doi:10.1186/1746-6148-10-7
97. Antimicrobial Usage in Primary Care in Wales 2013/14–2017/18. Public Health Wales. Available from: <http://www.wales.nhs.uk/sitesplus/documents/888/Antibacterial%20Usage%20in%20Primary%20Care%20in%20Wales%202013%2D2017%20%28financial%20years%29.pdf>. Accessed October 30, 2019.
98. Surveillance of Antimicrobial Use and Resistance in Northern Ireland, Annual Report, 2018. Public Health Agency. Available from: <https://www.publichealth.hscni.net/sites/default/files/2019-02/AMR%20annual%20report%20final%202018.pdf>. Accessed October 29, 2019.
99. Veterinært legemiddelregister (VetReg) - datakvalitet for antibakterielle midler. Norwegian Veterinary Institute (NVI). [Veterinary drug register (VetReg) - data quality for antibacterial agents]. Available from: https://www.mattilsynet.no/om_mattilsynet/annual_report_the_norwegian_food_safety_authority_2018.35406/binary/Annual%20report%20The%20Norwegian%20Food%20Safety%20Authority%202018. Accessed March 131, 2020.
100. Hoffmann A, Schneider MJ, Zacher B, Krings A, Eckmanns T. ARVIA “ARS und AVS Integrierte Analyse. *Epidemiologisches Bull.* 2019;6:46–53. German.

Infection and Drug Resistance

Dovepress

Publish your work in this journal

Infection and Drug Resistance is an international, peer-reviewed open-access journal that focuses on the optimal treatment of infection (bacterial, fungal and viral) and the development and institution of preventive strategies to minimize the development and spread of resistance. The journal is specifically concerned with the epidemiology of

antibiotic resistance and the mechanisms of resistance development and diffusion in both hospitals and the community. The manuscript management system is completely online and includes a very quick and fair peer-review system, which is all easy to use. Visit <http://www.dovepress.com/testimonials.php> to read real quotes from published authors.

Submit your manuscript here: <https://www.dovepress.com/infection-and-drug-resistance-journal>