







Out of Hospital Cardiac Arrest: Saudi Red Crescent Experience Throughout COVID-19 Era

Yousef M Alsofayan ¹
 Saqer M Althunayyan ²
 Mohamed A Mohamed ¹
 Saud H Alhabeeb ¹
 Mohammad I Altuwaijri ¹
 Fahad S Alhajjaj ³
 Jalal M Alowais ⁴

¹Executive Directorate of Medical Affairs, Saudi Red Crescent Authority, Riyadh, Saudi Arabia; ²Department of Accident and Trauma, Prince Sultan Bin Abdulaziz College for Emergency Medical Services, King Saud University, Riyadh, Saudi Arabia; ³Department of Emergency Medicine, Unaizah College of Medicine and Medical Sciences, Qassim University, Qassim, Saudi Arabia; ⁴Department of Surgery, College of Medicine, Imam Mohammad Ibn Saud Islamic University, Riyadh, Saudi Arabia

Purpose: The quality of resuscitation for out hospital cardiac arrest (OHCA) during the COVID-19 era could be affected. We aim to describe prehospital healthcare providers' resuscitative efforts for OHCA cases and their definitive outcomes.

Patients and Methods: This retrospective cross-sectional study included all OHCA cases between April and June 2021 across all regions in the Kingdom of Saudi Arabia (KSA). Demographic variables, response times, CPR providers, initial rhythm, use of AED/Defibrillator, medical interventions, ROSC data, and dispatch codes were extracted from a central electronic platform.

Results: A total of 1307 OHCA cases were included in this study, males constituted 65% and 42% were ≥ 65 years. Although the median response time to initiate CPR was 13 min, 11% of OHCA cases had a response time between 0 and 6 min. About 75% of CPR was provided on scene by BLS units, 78% of OHCA cases had asystole as their initial rhythm, an AED/Defibrillator was used more than 90% of the time for pulseless VT/VF rhythm, and ROSC was achieved in 8% of OHCA patients.

Conclusion: During the COVID-19 pandemic, maintaining resuscitative efforts for OHCA continues in KSA. Closing knowledge gaps in the community and a better description of OHCA for the dispatcher could guide dispatch-assisted CPR and minimize OHCA response times.

Keywords: out of hospital cardiac arrest, CPR, ROSC, coronavirus disease, COVID-19

Introduction

In light of the Coronavirus Disease 2019 (COVID-19) pandemic, efforts to maintain essential healthcare services are being pursued globally.¹ Priorities vary from one health system to another but all share the importance of resuscitative services for cardiac arrest cases. The challenge would go further to provide these kinds of services in the out of hospital settings. Interconnected communities, emergency medical services, and hospitals play a key role in the survival of the out of hospital cardiac arrest (OHCA). The use of an Automated External Defibrillator (AED) by a first responder on time and before the arrival of EMS providers on the scene, shorter response times intervals, and better quality of CPR is associated with improved outcomes.² Recent data confirmed the importance of achieving ROSC in the field to predict survival for OHCA cases.³ On the other hand, the uncertainty of COVID-19 transmission for rescuers and EMS providers during resuscitative activities such as chest compression and the use of defibrillator could affect the quality and eventually the patient's survival rates.⁴ In the region, studying the burden of OHCA and its associated demographic characteristics will guide

Correspondence: Yousef M Alsofayan
 Executive Directorate of Medical Affairs,
 Saudi Red Crescent Authority,
 P.O. Box: 11129, Riyadh, 11129, Saudi
 Arabia
 Tel +966 19971
 Fax +966 112806666
 Email y-m-alsofayan@hotmail.com

resuscitative strategies and minimize mortality rates.⁵ To curb the incidence of OHCA there is an urgent need to increase the public's exposure to basic life support educational programs and adapt targeted awareness campaigns.⁶

In this study, we aim to describe prehospital healthcare providers' resuscitative efforts for OHCA cases including demographic characteristics, response time to initiate CPR, interventions, and definitive outcomes in the Kingdom of Saudi Arabia (KSA) during the COVID-19 era.

Materials and Methods

Study Design and Setting

This retrospective cross-sectional study included 1307 patients with OHCA, between April and June 2021 across all regions in KSA. All OHCA cases were included and there were no exclusion criteria.

Data Collection

OHCA demographic variables, response times, CPR providers, initial rhythm, use of AED/Defibrillator, airway interventions, vascular access, use of epinephrine, ROSC data, and dispatch codes were extracted from a central electronic platform of the Saudi Red Crescent Authority (SRCA) by two trained healthcare providers and filled into a separate excel sheet. Any discrepancies were modified by a third reviewer. Throughout the study, data privacy was maintained by restricted system access through unique passwords granted for data collectors after signing non-disclosure agreement forms.

Study Variables

OHCA was defined as any cardiopulmonary arrest with the cessation of cardiac mechanical activity that occurs outside of the hospital setting and is confirmed by the absence of signs of circulation.⁷ Ages were categories based on Index Mundi Classifications (in years): 0–14, 15–24, 25–54, 55–64, and ≥ 65 .⁸ Basic Life Support (BLS) Provider is a healthcare provider with a Basic Emergency Medical Technician Certificate and limited privileges: basic airway interventions (nasopharyngeal airway, oropharyngeal airway (OPA), bag-valve-mask ventilation (BVM)), chest compression, and AED operation. Advanced Life Support (ALS) Provider is a physician or a paramedic with Advanced privileges: Advanced airway interventions (endotracheal intubation), chest compression, use of a defibrillator, injection of epinephrine 1mg/10mL (1:10,000) solution. The local EMS system protocol

dispatches either a BLS unit, an ALS unit, or both for all OHCA cases according to resources available. Initial rhythm was classified into Asystole, Pulseless Electrical Activity (PEA), and Pulseless Ventricular Tachycardia/Ventricular Fibrillation (Pulseless VT/VF). Response time was defined as the time from the dispatcher receiving the OHCA call to the initiation of CPR at the scene. We classified EMS response times (in minutes) to 0–6, 7–9, 10–15, >15 following a recent study by Johan Holmén et al.⁹ A local SRCA dispatch coding system uses numerical codes to identify certain initial caller's complaints as seen in the [Supplemental Appendix](#) and triage them accordingly.

Study Outcomes

The primary outcome of the study was the Return of Spontaneous Circulation (ROSC) in OHCA cases. Secondary outcomes include the use of an Automated External Defibrillator (AED)/Defibrillator in prehospital settings, response times to initiate CPR, various medical interventions utilized for OHCA cases, and initial dispatch codes to define OHCA probable causes.

Ethical Considerations

This study was approved by the Institutional Review Board on July 06, 2021, King Fahad Medical City, Riyadh, Saudi Arabia (Log Number: 21-284E).

Statistical Analysis

Descriptive statistics were used to describe categorical variables presented by counts and percentages. All percentages were rounded to one decimal. Continuous variables were analyzed based on the median and interquartile range (IQR). The analysis was done using Statistical Package for the Social Sciences 24 (SPSS-24).

Results

A total of 1307 OHCA cases were included in this study, males constituted 65% (n=849 of 1307) of them. The nationality of the sample showed that 71% (n=924 of 1307) of the cases were Saudis. Age categories differed among cases with the highest been 42% (n=544 of 1307) for ages ≥ 65 years, followed by 25–54 years with 33% (n=436 of 1307). Moreover, regions with the largest number of OHCA case were Riyadh 21% (n=276 of 1307), Makkah 21% (n=274 of 1307), and Eastern Province 19% (n=249 of 1307) as shown in [Table 1](#).

Table 1 Demographic Data of OHCA Cases During the Study Period

Variable	Count	%
Gender	1307	100%
Male	849	65%
Female	458	35%
Nationality	1307	100%
Saudi	924	71%
Non-Saudi	383	29%
Age categories (in years)	1307	100%
0–14	67	5%
15–24	53	4%
25–54	436	33%
55–64	207	16%
≥65	544	42%
Regions of OHCA	1307	100%
Riyadh	276	21%
Makkah	274	21%
Madinah	86	7%
Eastern Province	249	19%
Qassim	69	5%
Hail	41	3%
Tabuk	41	3%
Al Jawf	35	3%
Northern Borders	15	1%
Al Baha	15	1%
Asser	110	8%
Najran	11	1%
Jazan	85	7%

The median and (IQR) response time (in minutes) among all OHCA cases was 13 (9). 11% (n=144 of 1307) of OHCA cases had a response time (in minutes) between 0–6 min, 17% (n=220 of 1307) between 7–9 min, 38% (n=501 of 1307) between 10–15 min, and 34% (n=442 of 1307) >15 min. Further classifications of response times (in minutes) according to different regions in Saudi Arabia are illustrated in Figure 1.

75% of the OHCA cases received CPR by BLS units (n=978 of 1307) and 25% of the cases through ALS units (n=329 of 1307). 78% (n=162 of 208) of OHCA cases had asystole as their initial rhythm, whereas 12% (n=26 of 208) had PEA, and 10% (n=20 of 208) showed pulseless VT/VF. Prehospital care providers used the AED/Defibrillator in 48% (n=627 of 1307) among OHCA patients. A wide variety of airway interventions were utilized during OHCA resuscitation. OPA+BVM was used in 75% (n=977 of 1307) cases, followed by BVM only in

12% (n=152 of 1307), and other less frequent airway interventions are shown in Table 2.

The most common vascular access used during OHCA was IV access in 41% (n=533 of 1307) of patients. Epinephrine was used in 6% (n=84 of 1307) and ROSC was seen in 8% (n=102 of 1307) of all OHCA cases as shown in Table 2. 56% of the ROSC cases were male (n=57 of 102), their age (in years) median and (IQR) was 60 (35), their response time (in minutes) median and (IQR) was 13 (9), and the use of AED/Defibrillator was seen in 56% (n=57 of 102) of all ROSC cases.

Most frequent initial dispatch codes and their related response times (in minutes) median and (IQR) for OHCA were loss of consciousness (otherwise not specified) 32% (n=416 of 1307) and a response time (in minutes) with a median and (IQR) of 12 (8), cardiopulmonary arrest 22% (n=288 of 1307), and a response time (in minutes) with a median and (IQR) of 11 (7), followed by respiratory illness and trauma 10% (n=128 of 1307) for each and response times (in minutes) with a median and (IQR) of 15 (8.25) and 13 (11), respectively, as seen in Table 3, Figure 2.

Discussion

To our knowledge, this is one of the earliest OHCA studies during the COVID-19 era in the region. In the past year, the ongoing COVID-19 pandemic has been linked to the increased incidence of OHCA.¹⁰ Globally, the pandemic had crippled healthcare systems in maintaining essential healthcare services and overwhelming available resources.¹ National and international efforts in pre-hospital settings continue to identify clinical characteristics, risk factors, modes of transmission, and outcomes of COVID-19 to curb the spread of the disease in the communities.^{11–16} In KSA, efforts were taken to contain the pandemic through contact tracing, implementing curfew measures, and suspending domestic and international flights in early phases.¹⁴ Moreover, the surge capacity of hospitals was increased by 50% and the demand for pre-hospital services was evident.¹⁴ In addition, ambulances were to follow a strict local infection control protocol to prevent the spread of the disease among prehospital healthcare personnel and transported patients. Collectively, this affected the efficiency and response times to OHCA during the COVID-19 era.¹⁴

A recent scoping review of the OHCA in the gulf region showed a variety of demographic data, low CPR

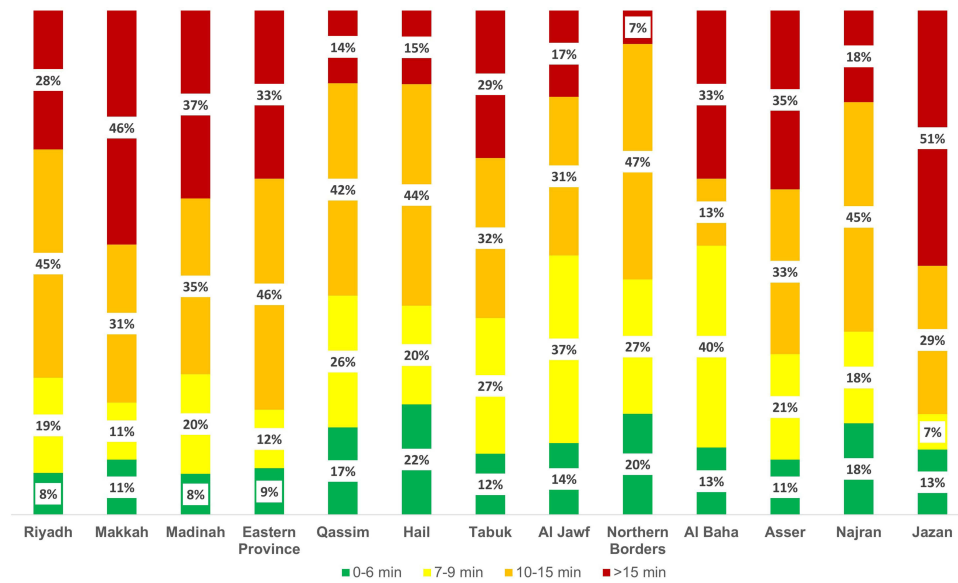


Figure 1 OHCA response times (in minutes) across different regions in Saudi Arabia during the study period.

rates, and fewer ROSCs in the gulf region compared with several western-based studies.¹⁷ In our study, we included a total of 1307 OHCA between April and June 2021. Not a surprise, as 65% of our sample were males, and that was similar to both local and international figures.^{7,18} Saudi represented 71% of all OHCA cases and this could be attributed to that 62% of the population in KSA are Saudis.¹⁹

Also, the highest age category in our study was ≥ 65 years representing 42% of the sample. Again, these results show no difference when compared to a US OHCA surveillance registry and a local university hospital study in central KSA emphasizing the importance and special attention to geriatric OHCA.^{7,18} The distribution of OHCA cases across KSA regions was obvious with Riyadh and Makkah holding the highest numbers of 21% cases for each as this could be explained by the population growth in these regions.²⁰ It has been proven that response time is an independent factor for predicting OHCA survival and even favorable neurological outcomes.⁹ Additionally, a recent study concluded that an optimal response time of 6.2 min is associated with survival to hospital discharge for OHCA.²¹ On a large scale, a recent meta-analysis of 24 studies showed that ambulance response times were higher during COVID-19 when compared to the non-pandemic period 10.1 min and 9 min, respectively.²² Having said that, our response time varied depending on the availability of resources promptly with a median of 13 minutes across all regions. We noticed as well that 11% of OHCA cases received

care between 0–6 min and 17% between 7–9 min. Although these percentages are not far from previous studies, monitoring this variable and dissecting its related factors is crucial in improving response strategies to OHCA.⁹ Providing bystander CPR with or without the guidance of the dispatcher before the arrival of health-care providers to the scene of an OHCA was associated with double the survival than not initiating CPR.^{23,24} However, during the COVID-19 era, this could pose a risk for the transmission of the disease for the bystanders, especially without personal protective equipment.⁴

Of notice, most OHCA resuscitation and interventions in our study were initiated by BLS units 75% of the time. Although Local protocols advise for ALS units in the scene for any OHCA case, the number of BLS units are higher in number and have easy access to various sites efficiently, hence their higher percentages of initially evaluating OHCA patients. The Initial rhythm was asystole in 78% of OHCA cases, 12% had PEA, 10% showed pulseless VT/VF, and an AED/Defibrillator was used in more than 90% of the time for that rhythm. In OHCA, many studies during COVID-19 and non-pandemic period showed that unshockable rhythms are common and that those with shockable rhythms (pulseless VT/VF) are linked with better outcomes.^{7,18,22,24–26}

A variety of airway interventions were seen among OHCA cases with OPA+BVM in 75% of the cases and ETT in 2%. Knowing that survival has been linked in previous studies with no advanced airway interventions, utilizing supraglottic airway devices during pandemics

Table 2 Type of CPR Provider, Initial Rhythm, Interventions, and ROSC of OHCA Cases During the Study Period

Variable	Count	%
EMS unit	1307	100%
BLS*	978	75%
ALS*	329	25%
Initial rhythm	208	100%
Asystole	162	78%
PEA	26	12%
Pulseless VT/VF	20	10%
AED/Defibrillator use	1307	100%
Yes	627	48%
Airway interventions	1307	100%
NPA [†]	2	0%
OPA [‡]	70	5%
BVM [¶]	152	12%
OPA+BVM	977	75%
NPA+BVM	2	0%
ETT	31	2%
No airway intervention	73	6%
Vascular access	1307	100%
IV	533	41%
IO	8	0%
No access	766	59%
Epinephrine use	1307	100%
Yes	84	6%
ROSC	1307	100%
Yes	102	8%

Notes: *Basic life support provider. *Advanced life support provider. [†]Nasopharyngeal airway. [‡]Oropharyngeal airway. [¶]Bag-valve-mask ventilation.

seems a rationale option to minimize the risk of disease transmission.^{22,27}

The highest first attempt success and most rapid in time access in OHCA patients is tibial intraosseous access.²⁸ Due to the rapid transportation to hospital strategy, 59% of OHCA cases had no access in the field. On the other hand, a causal relationship between OHCA survival and epinephrine dose could not be established.²⁹ 6% of the patients in our study received epinephrine as the majority of the cases were managed by BLS units with limited privileges.

During the COVID-19 pandemic, a recent meta-analysis confirmed that the chances of ROSC for OHCA cases were lower at 18% when compared with the non-pandemic period of 21%.²² In this study, ROSC was seen in only 8% of OHCA cases and this could be related to the small sample of cases. 56% of the studied population were

Table 3 Response Times for OHCA Cases (in Minutes), Median (Interquartile Range) According to Dispatch Codes

Dispatch Code	Response Time (min) Median (IQR)
Total	13(9)
Chest pain	14(8)
Hypoglycemic attack	14(6.75)
Communicable disease	16(9)
Non-specific complain	15(10)
Trauma	13(11)
Respiratory illness	15(8.25)
Others*	13(9)
Cardiopulmonary arrest	11(7)
Loss of consciousness (otherwise not specified)	12(8)

Notes: *Others include: explosive hazard, fire, firearm use, electrical hazard, fall, detention, drowning, shocking, seizing episode, psychiatric illness, bleeding, child-birth, venomous poisoning, fight, heatstroke, suicidal attempt, use of a sharp object, and stroke dispatch codes.

male, with a median age of 60 years, a median response time of 13 min, and 56% of them received AED/Defibrillator proving the importance of response times and initial shockable rhythm in ROSC.

OHCA cases had different initial dispatch codes and a variety of response times mapped according to the codes. Loss of consciousness (otherwise not specified) represented 32% with a median response time of 12 min, cardiopulmonary arrest represented 22% with a median response time of 11 min, followed by respiratory illness and trauma representing 10% each as shown in a previous study with a median response time of 15 and 13 min, respectively.¹⁸ Only 3% of the initial dispatch codes for OHCA cases were communicable diseases with a response time of 16 min. Having said that, causes for OHCA during the COVID-19 pandemic varied but were less frequently linked to communicable diseases. The importance of public awareness regarding the caller's ability to identify and describe an OHCA case for the dispatcher is critical to be coded properly and guide dispatch-assisted CPR and minimize response times as evident in our results.

Therefore, we recommend maintaining a good resuscitation quality for OHCA patients during the COVID-19 era while maintaining personal protective equipment. Special attention should be addressed to the elderly and male gender with OHCA. A goal of 6 minutes response time should be maintained in the pre-hospital services, closing knowledge gaps in OHCA, improving bystander CPR policies as well as early use of AED, educating the

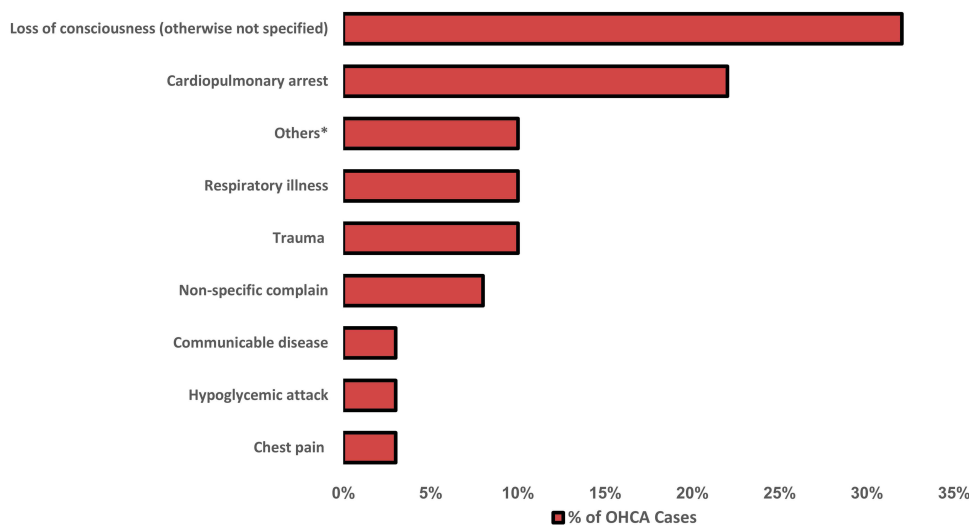


Figure 2 Percentage of OHCA cases according to initial dispatch codes during the study period. *Others include: explosive hazard, fire, firearm use, electrical hazard, fall, detention, drowning, shocking, seizing episode, psychiatric illness, bleeding, childbirth, venomous poisoning, fight, heatstroke, suicidal attempt, use of a sharp object, and stroke dispatch codes.

public to better describe an OHCA case to a dispatcher are factors linked with favorable outcomes.^{6,23,30–35}

Limitations

This study has several limitations. Since the study design was retrospective cross-sectional, its weaknesses include the inability to reach causal inference of various factors with study outcomes. Also, many missing variables including OHCA patients’ comorbidities, medications used during resuscitation, number of shocks delivered, and ROSC data with favorable neurological outcomes could have added to the value of the study. Finally, bystander CPR and 1st responder AED use were not captured, a factor that could further guide a national plan in combating OHCA. We suggest further prospective studies to address factors associated with favorable outcomes for OHCA in the region.

Conclusion

During the COVID-19 pandemic, maintaining resuscitative efforts for OHCA continues in KSA. The average time to initiate CPR for OHCA cases was 13 minutes and only 11% of them had a response time of 6 min and less. Most of the cases had a rhythm of asystole and ROSC was achieved in only 8%. Closing knowledge gaps in the community and a better description of OHCA for the dispatcher could guide dispatch-assisted CPR and minimize OHCA response times.

Data Sharing Statement

Data of the participants are available upon reasonable request from the corresponding author.

Acknowledgment

We would like to thank the Medical Research Unit, Saudi Red Crescent Authority for providing the data required to achieve the results of this study.

Author Contributions

All authors made a significant contribution to the work reported, whether that is in the conception, study design, execution, acquisition of data, analysis and interpretation, or in all these areas; took part in drafting, revising or critically reviewing the article; gave final approval of the version to be published; have agreed on the journal to which the article has been submitted; and agree to be accountable for all aspects of the work.

Funding

No funding was provided for this manuscript.

Disclosure

All authors report no conflicts of interest for this work and certify that they have no affiliations with or involvement in any organization or entity with any financial interest or nonfinancial interest in the subject matter or materials discussed in this manuscript.

References

- World Health Organization. Maintaining essential health services: operational guidance for the COVID-19 context interim guidance. Available from: <https://www.who.int/publications/i/item/WHO-2019-nCoV-essential-health-services-2020.1>. Accessed June 16, 2021.
- McCarthy JJ, Carr B, Sasson C, et al. Out-of-hospital cardiac arrest resuscitation systems of care: a scientific statement from the American Heart Association. *Circulation*. 2018;137(21):e645–e660. doi:10.1161/CIR.0000000000000557
- Sasson C, Rogers MAM, Dahl J, et al. Predictors of survival from out-of-hospital cardiac arrest: a systematic review and meta-analysis. *Circ Cardiovasc Qual Outcomes*. 2010;3(1):63–81. doi:10.1161/CIRCOUTCOMES.109.889576
- Couper K, Taylor-Phillips S, Grove A, et al. COVID-19 in cardiac arrest and infection risk to rescuers: a systematic review. *Resuscitation*. 2020;151:59–66. doi:10.1016/j.resuscitation.2020.04.022
- Batt AM, Al-Hajeri AS, Cummins FH. A profile of out-of-hospital cardiac arrests in Northern Emirates, United Arab Emirates. *Saudi Med J*. 2016;37(11):1206. doi:10.15537/smj.2016.11.16126
- Subki AH, Mortada HH, Alsallum MS, et al. Basic life support knowledge among a nonmedical population in Jeddah, Saudi Arabia: Cross-Sectional Study. *Interact J Med Res*. 2018;7(2):e10428. doi:10.2196/10428
- McNally B, Robb R, Mehta M, et al. Out-of-hospital cardiac arrest surveillance — Cardiac Arrest Registry to Enhance Survival (CARES), United States, October 1, 2005–December 31, 2010. *MMWR Surveill Summ*. 2011;60(8):1–19.
- Index Mundi. Saudi Arabia age structure. Available from: https://www.indexmundi.com/saudi_arabia/age_structure.html. Accessed June 8, 2021.
- Holmén J, Herlitz J, Ricksten SE, et al. Shortening ambulance response time increases survival in out-of-hospital cardiac arrest. *J Am Heart Assoc*. 2020;9(21):e017048. doi:10.1161/JAHA.120.017048
- Baldi E, Sechi GM, Mare C, et al. Out-of-hospital cardiac arrest during the covid-19 outbreak in Italy. *N Engl J Med*. 2020;383(5):496–498. doi:10.1056/NEJMc2010418
- World Health Organization. Timeline: WHO's COVID-19 response. Available from: <https://www.who.int/emergencies/diseases/novel-coronavirus-2019/interactive-timeline>. Accessed June 26, 2021.
- Alsofayan YM, Althunayyan SM, Khan AA, et al. Clinical characteristics of COVID-19 in Saudi Arabia: a National Retrospective Study. *J Infect Public Health*. 2020;13(7):920–925. doi:10.1016/j.jiph.2020.05.026
- Khan A, Althunayyan S, Alsofayan Y, et al. Risk factors associated with worse outcomes in COVID-19: a retrospective study in Saudi Arabia. *East Mediterr Health J*. 2020;26(11):1371–1380. doi:10.26719/emhj.20.130
- Khan AA, Alsofayan YM, Alahmari AA, et al. COVID-19 in Saudi Arabia: the national health response. *East Mediterr Health J*. 2021. doi:10.26719/emhj.21.048
- Khan AA, Alahdal HM, Alotaibi RM, et al. Controlling COVID-19 pandemic: a mass screening experience in Saudi Arabia. *Front Public Health*. 2021;8:1013. doi:10.3389/fpubh.2020.606385
- Saudi Red Crescent Authority. Saudi red crescent authority. Available from: <https://www.srca.org.sa/>. Accessed June 23, 2021.
- Batt A, Lanos C, Delpont S, et al. Out-of-hospital cardiac arrests in the Gulf region: a scoping review. *Eur J Emerg Med*. 2020;27(1):e6. doi:10.1097/01.mej.0000697820.03632.98
- Salleeh HM, Gabralla KA, Leggio WJ, et al. Out-of-hospital adult cardiac arrests in a university hospital in central Saudi Arabia. *Saudi Med J*. 2015;36(9):1071. doi:10.15537/smj.2015.9.12081
- General Authority for Statistics. Population by gender, age groups and nationality (Saudi/Non-Saudi). Available from: <https://www.stats.gov.sa/en/5680>. Accessed July 5, 2021.
- General Authority for Statistics. Population and housing census. Available from: <https://www.stats.gov.sa/en/13>. Accessed July 5, 2021.
- Huang LH, Ho YN, Tsai MT, et al. Response time threshold for predicting outcomes of patients with out-of-hospital cardiac arrest. *Emerg Med Int*. 2021;11:2021. doi:10.1155/2021/5564885
- Scquizzato T, D'Amico F, Rocchi M, et al. Impact of COVID-19 pandemic on out-of-hospital cardiac arrest system-of-care: a systematic review and meta-analysis. *Prehosp Emerg Care*. 2021:1–12. doi:10.1080/10903127.2021.1967535
- Hasselqvist-Ax I, Riva G, Herlitz J, et al. Early cardiopulmonary resuscitation in out-of-hospital cardiac arrest. *N Engl J Med*. 2015;372(24):2307–2315. doi:10.1056/NEJMoa1405796
- Gräsner JT, Herlitz J, Tjelmeland IB, et al. European resuscitation council guidelines 2021: epidemiology of cardiac arrest in Europe. *Resuscitation*. 2021;161:61–79. doi:10.1016/j.resuscitation.2021.02.007
- Atwood C, Eisenberg MS, Herlitz J, et al. Incidence of EMS-treated out-of-hospital cardiac arrest in Europe. *Resuscitation*. 2005;67(1):75–80. doi:10.1016/j.resuscitation.2005.03.021
- Conroy KM, Jolin SW. Cardiac arrest in Saudi Arabia: a 7-year experience in Riyadh. *J Emerg Med*. 1999;17(4):617–623. doi:10.1016/S0736-4679(99)00049-9
- McMullan J, Gerech R, Bonomo J, et al. Airway management and out-of-hospital cardiac arrest outcome in the CARES registry. *Resuscitation*. 2014;85(5):617–622. doi:10.1016/j.resuscitation.2014.02.007
- Readers R, Studnek JR, Vandeventer S, et al. Intraosseous versus intravenous vascular access during out-of-hospital cardiac arrest: a randomized controlled trial. *Ann Emerg Med*. 2011;58(6):509–516. doi:10.1016/j.annemergmed.2011.07.020
- Al-Mulhim MA, Alshahrani MS, Asonto LP, et al. Impact of epinephrine administration frequency in out-of-hospital cardiac arrest patients: a retrospective analysis in a tertiary hospital setting. *J Int Med Res*. 2019;47(9):4272–4283. doi:10.1177/0300060519860952
- Qara FJ, Alsulimani LK, Fakeeh MM, et al. Knowledge of non-medical individuals about cardiopulmonary resuscitation in case of cardiac arrest: a cross-sectional study in the population of Jeddah, Saudi Arabia. *Emerg Med Int*. 2019;2019:1–11. doi:10.1155/2019/3686202
- Shams A, Raad M, Chams N, et al. Community involvement in out of hospital cardiac arrest: a cross-sectional study assessing cardiopulmonary resuscitation awareness and barriers among the Lebanese youth. *Medicine*. 2016;95(43):e5091. doi:10.1097/MD.00000000000005091
- Alsharari A, Alduraywish A, Al-Zarea E, et al. Current status of knowledge about cardiopulmonary resuscitation among the university students in the northern region of Saudi Arabia. *Cardiol Res Pract*. 2018;2018. doi:10.1155/2018/3687472
- Al Enizi B, Saquib N, Zaghoul M, et al. Knowledge and attitudes about basic life support among secondary school teachers in Al-Qassim, Saudi Arabia. *Int J Health Sci*. 2016;10(3):415–422.
- Alnajar H, Hilal RM, Alharbi AJ, et al. Evaluation of awareness, knowledge, and attitudes towards basic life support among non-medical students at two academic institutions in Jeddah, Saudi Arabia. *Adv Med Educ Pract*. 2020;11:1015. doi:10.2147/AMEP.S271130
- Public Access Defibrillation Trial Investigators. Public-access defibrillation and survival after out-of-hospital cardiac arrest. *N Engl J Med*. 2004;351(7):637–646. doi:10.1056/NEJMoa040566

Open Access Emergency Medicine

Dovepress

Publish your work in this journal

The Open Access Emergency Medicine is an international, peer-reviewed, open access journal publishing original research, reports, editorials, reviews and commentaries on all aspects of emergency medicine. The manuscript management system is completely online

and includes a very quick and fair peer-review system, which is all easy to use. Visit <http://www.dovepress.com/testimonials.php> to read real quotes from published authors.

Submit your manuscript here: <https://www.dovepress.com/open-access-emergency-medicine-journal>