



# Epilepsy-Related Direct Medical and Direct Non-Medical Cost in Adult Patients Living with Epilepsy at a Tertiary Neurology Center in Rwanda

Dirk E Teuwen <sup>1,2</sup>, Fidele Sebera <sup>1,3,4</sup>, Alphonsine Murekeyiteto <sup>5</sup>, Ieme Garrez <sup>1,2</sup>, Eduardo Sanchez-Iriso <sup>6</sup>, Josiane Umwiringirwa <sup>3</sup>, Georgette Umhuza <sup>3</sup>, Paul AJM Boon <sup>1,2</sup>, Peter Dedeken <sup>1,2,7</sup>

<sup>1</sup>Department of Neurology, Ghent University Hospital, Ghent, Belgium; <sup>2</sup>Brain, Ghent University Hospital, Ghent, Belgium; <sup>3</sup>Neurology Department, CARAES Neuro-Psychiatric Hospital, Kigali, Rwanda; <sup>4</sup>Neurology Department, Centre Hospitalier Universitaire (CHU-K), Kigali, Rwanda; <sup>5</sup>Pharmacy Department, CARAES Neuro-Psychiatric Hospital, Kigali, Rwanda; <sup>6</sup>Department of Economics, Universidad Pública de Navarra, Pamplona-Iruña, Spain; <sup>7</sup>Department of Neurology, Heilig Hart Ziekenhuis, Lier, Belgium

Correspondence: Dirk E Teuwen, Email [dirk.teuwen@uzgent.be](mailto:dirk.teuwen@uzgent.be)

**Objective:** Up to one in four patients living with epilepsy (PwE) mentions financial constraints as a reason for loss to follow-up at the Ndera tertiary neuropsychiatry hospital. Therefore, we evaluated the annual direct medical cost (DMC) and direct non-medical cost (DnMC) of epilepsy and calculated costs assuming different follow-up frequency.

**Materials and Methods:** DMC data were obtained from a descriptive retrospective study of medical records, pharmacy dispensation and hospital logs of PwE, following their initial consultation in 2018 and who adhered to the normal clinical practice of monthly consultations for one year. DnMC data were collected through structured interviews of PwE in a cross-sectional cohort in August 2020. DnMC included biomedical care costs (eg, transportation, hospitality) and non-biomedical costs (traditional healer visits). We report weighted means for total costs, health insurance costs, and out-of-pocket costs (OoP).

**Results:** Mean annual total cost was 389.4 US\$, of which 226.2 US\$ was covered by the Rwandan Health Insurance co-payment for DMC and 163.2 US\$ was OoP paid by patients. Mean weighted annual DMC (n = 55) was 248.9 US\$. Mean weighted annual DMC for medical consultations and antiseizure medication accounted for 30.7 US\$ and 161.7 US\$, respectively. Based on structured interviews (n = 69), mean weighted annual DnMC for biomedical care was 73.0 US\$. Mean DnMC for traditional healer care was 67.6 US\$. Weighted annual total OoP was 163.2 US\$ or 20% of the GDP per capita. OoP consisted of 14% DMC co-payment, 45% biomedical DnMC, and 41% traditional healer DnMC.

**Conclusion:** Epilepsy-related costs at a tertiary center are an important economic burden for PwE and Rwandan Health Insurance. Biomedical and traditional healer DnMC constitute 86% of total OoP. Future prospective studies should evaluate outcomes and costs of reduced visit frequency, indirect costs, and costs of comorbidities.

**Keywords:** cost-of-illness, epilepsy, tertiary neurology center, out-of-pocket cost, Rwanda

## Introduction

Epilepsy is a chronic neurological disorder that results in a substantial disease burden on patients, their families, and society.<sup>1,2</sup> Of the estimated 70 million people living with epilepsy (PwE) globally, 80% live in low and middle income countries.<sup>2-4</sup> The condition affects people of all ages, gender, race and economic classes across the world.<sup>5</sup> The prevalence of epilepsy in Rwanda was estimated at 49 per 1000 people in 2005 and confirmed in a door-to-door survey in 2018.<sup>6,7</sup>

PwE need long-term follow-up through regular visits. In Rwanda, patients are requested to adhere to a standard clinical practice of monthly outpatient clinic visits. The dispensation of anti-seizure medication (ASM) is also monthly. PwE have access to epilepsy care in primary healthcare centers, secondary district/province hospitals or tertiary referral centers. The tertiary CARAES neuropsychiatric hospital at Ndera (Kigali, Rwanda) is one of the referral centers for mental health, including epilepsy.<sup>8</sup>

In 2018, up to 33% of PwE who attended the CARAES neurology outpatient clinic for the first time were lost to follow-up after 19 months. Of those, more than one in four cited financial reasons as the cause for discontinuation.<sup>9</sup> There was a clear need to better understand the impact of direct medical costs (DMC) and direct non-medical costs (DnMC) for PwE attending the center.

Cost-of-illness (CoI) studies provide data on the economic burden and may become important as they may enhance public health decision-making.<sup>10</sup> Only a limited number of studies are available in low- and middle-income countries on the patients' burden of the cost of epilepsy.<sup>11–16</sup>

In Rwanda, community-based health insurance (CBHI) provides partial co-payment for DMC. An annual subscription fee of minimum 3.6 US\$ per family member is due, defined by income and economic class.<sup>17,18</sup> Depending on patient income, the CBHI reduces Out of Pocket (OoP) cost of DMC between 85–100% for outpatient consultations, technical investigations, and anti-seizure medication (ASM).<sup>19,20</sup>

In addition to DMC, DnMC related to biomedical care for transportation, accommodation, hospitality and eventual psychological therapy, and physiotherapy are not covered by the CBHI. Lastly, a substantial amount of PwE seek additional non-biomedical care such as spa treatment or traditional healer care, which increases DnMC and patient OoP.<sup>21,22</sup> In Rwanda, seeking care from traditional healers varies from 6.4% to 26%.<sup>6,7,9</sup>

Overall, OoP costs for general and specialized healthcare can be substantial and often prohibitive for persons living in a low-income setting.<sup>20,21</sup> In this first-of-its-kind study in Rwandan PwE, we determined epilepsy-specific DMC, biomedical DnMC, and traditional healer DnMC of PwE attending the outpatient neurology clinic at the CARAES neuropsychiatric hospital.

## Materials and Methods

### Study Setting and Design

The study was performed at the outpatient neurology department of the tertiary referral center at the CARAES neuropsychiatric hospital at Ndera (Kigali, Rwanda). Approval was obtained from CARAES Ndera Ethics Committee (012/CNEC/2020).

To calculate DMC, we conducted a retrospective review of medical records, pharmacy dispensation and hospitalization logs of all PwE newly presenting at the center between January 1st and December 31st, 2018. PwE were included when i) they were aged 18 years or older; ii) they attended all monthly follow-up consultations during one year; and, iii) they had no other comorbidities or other medical conditions. Data from a 12-month period following their first visit were included and considered as the baseline data.

To calculate DnMC we identified a prospective convenience cohort of PwE attending their monthly outpatient consultation in August 2020. Structured interviews were completed to estimate biomedical and traditional healer DnMC. PwE were enrolled when i) they were 18 years of age or older; and, ii) had provided informed consent. Data collected included but were not limited to i) residence of patients; ii) cost of round-trip transportation; iii) cost of food and beverage; iv) cost of eventual accommodation; v) time spent at the hospital including waiting time, time for consultation and technical or laboratory investigations; vi) time spent on travel; and, vii) frequency and cost of use of non-biomedical care, eg, traditional healers, over the past year.

### Demographics and Epilepsy Characteristics

Seizure-onset, epilepsy-type and seizure-frequency were extracted from the hospital's electronic and/or paper medical records. Seizure onset and type were categorized according to the 2017 International League Against Epilepsy classification.<sup>23,24</sup>

### Cost Evaluation

DMC and DnMC by cost variable and eventual co-payment between CBHI and PwE are shown in [Table 1](#). Mean and median DMC and DnMC were calculated based on observed values. Subsequently, we corrected to a weighted mean and median for each variable. Total weighted average was calculated as the sum of weighted variables. A mid-year 2019 exchange rate of 884 Rwandan Franc (RwF) to one US\$ was applied.

For patients exempt from a co-payment according to their insurance plan, the respective OoP was set to 0US\$.

## DMC

Epilepsy-specific annual DMC calculated based on the total cost during 12-month observation period, resulting from consultations, hospitalization, technical and laboratory investigations, administrative actions (eg, opening of medical file cost, medication bags, medical certificates etc.) and dispensed ASM. ASM costs were calculated based on the hospital pharmacy dispensing cost of the branded substance. The outpatient consultation fee in the center was calculated according to the type of physician that had been attending (psychiatrist, neurologist, or general practitioner with experience in epilepsy supervised by neurologist). The cost of each variable was provided by the hospital accounting department in RwF.

Costs covered by the CBHI and OoP DMC were calculated using the applicable reimbursement rate according to the health insurance status of the PwE.

## Biomedical and Traditional Healer DnMC

DnMC were calculated using patient reported costs during structured interviews using a predefined questionnaire. If the patient reported data related to a single visit, the data were extrapolated to the number of visits over a one-year period for both medical and traditional healer care.

We did not include costs associated with physiotherapy, psychological and social counseling due to lack of consistent data availability, although these are considered as DnMC.<sup>25</sup>

In-kind payments of traditional healer care were adjusted to 2019 values from historical prices.

## Indirect Costs

Our study was not designed to measure indirect costs. We collected data on mode and time of transportation and time spent in the hospital, to better understand the burden of monthly follow-up visits. This amount was not monetized. The distance in kilometers (Km) from the village center to the CARAES Ndera hospital was calculated using Google Maps.

## DMC, DnMC and OoP Change by Varying Visit Frequency

We evaluated the impact reduced frequency follow-up visits would have on DMC, DnMC and OoP with scenario A once every two months and scenario B once every three months. As higher costs in the first year of follow-up due to diagnostic work-up may be assumed, we conservatively analyzed costs after the first year with reduced healthcare utilization.<sup>21,26</sup> As fewer diagnostic interventions and better seizure control can be obtained after the first year, we reduced technical investigations, laboratory investigations and administrative costs by 95% and reduced hospitalizations by 50%.<sup>21</sup> We kept traditional healer DnMC stable for each scenario, this resulted in changes of DMC and biomedical DnMC and eventual OoP. Total OoP costs were compared

**Table I** Co-Payment Structure for DMC and DnMC for PwE in Rwanda

Cost	Variable	Health Insurance	OoP
Direct Medical Cost	Outpatient Consultation	85–100%	0–15%
	Technical investigation	85–100%	0–15%
	Laboratory investigation	85–100%	0–15%
	ASM	85–100%	0–15%
	Hospitalization	85–100%	0–15%
	Other (administrative)	0–100%	0–100%
Direct non-Medical Cost	Biomedical DnMC		100%
	Transportation		100%
	Accommodation		100%
	Food/beverages		100%
	Traditional healer DnMC		100%

between the current observed values, scenario A and B and put into perspective with the total 2019 Rwandan GDP per capita.<sup>27</sup> This was a single exploratory analysis, and no formal pharmaco-economic model was built.

## Data Analysis

Data were processed in Microsoft Excel following a double data entry process. Statistical analyses were performed using Excel and SPSS for Fisher Exact test, differences of the mean and Chi-square. Costs were presented as mean  $\pm$  standard deviation (SD) US\$, median US\$ (minimum, maximum). Categorical variables were presented by proportion.

## Results

### Patient Samples

In August 2020, records of 175 PwE newly presenting in 2018 were identified and 55 (31.4%) records qualified for retrospective chart review. Structured interviews to assess DnMC were conducted with 69 PwE in August 2020.

### Socio-Demographic Characteristics and Epilepsy Characteristics

Socio-demographic data and epilepsy characteristics are summarized in Table 2. The two samples proved very similar in composition including age group distribution. Differences were observed for mean age, age at first seizure and geographical composition with more PwE coming from city of Kigali in the interviewed group. Seizure-onset, seizure type and abnormalities of EEG results were comparable between groups, with tonic-clonic seizures being the most frequently reported seizure type. Nearly 85% of PwE reported no seizures in the past month.

### Cost Evaluation

#### Total Costs

Weighted mean total, health insurance and OoP DMC were 389.4, 226.2 and 163.2 US\$, respectively (Table 3). Univariate analysis identified ASM and hospitalization costs as the most important factors in DMC (Figure 1).

#### DMC

A total of 682 medical consultations were completed, averaging 12.4 consultations per PwE per year. Technical investigations in 43 PwE included 55 electroencephalograms (EEG), five computed tomography scans and one

**Table 2** Socio-Demographic and Epilepsy Characteristics

Socio-Demographics	DMC	DnMC	
Gender [n (%)]	n=55 (100)	n=69 (100)	
Male	27 (50.9)	39 (56.5)	p=0.545
Age (years) [n (%)]			
18–29	26 (47.3)	36 (52.2)	p=0.44
30–39	14 (25.5)	21 (30.4)	
40–49	6 (10.9)	7 (10.1)	
$\geq 50$	9 (16.4)	5 (7.2)	
Mean $\pm$ SD	35.0 $\pm$ 14.5	30.2 $\pm$ 10.5	p=0.035
Marital status [n (%)]	n=55 (100)	n=60 (100)	
Married	15 (27.3)	11 (18.3)	p=0.255
Single / separated	37 (67.3)	48 (80.0)	
Widow (er)	3 (5.5)	1 (1.7)	

(Continued)

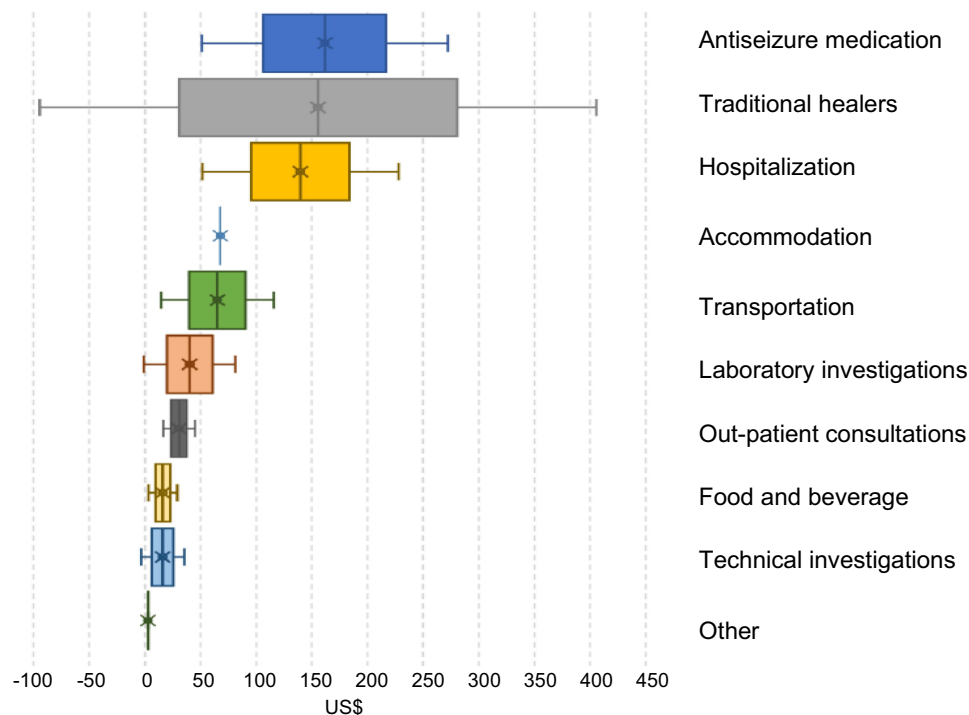
Table 2 (Continued).

<b>Socio-Demographics</b>	<b>DMC</b>	<b>DnMC</b>	
Access to RSSB [n (%)]	n=55 (100)	n=69 (100)	
Social security (free care)	9 (16.4)	20 (29)	p=0.17
Social security (10% contribution)	41 (74.5)	48 (69.6)	
Public administration (15% contribution)	5 (9.1)	1 (1.4)	
Province [n (%)]			
Northern province	0 (0.0)	5 (7.2)	p=0.009
Eastern province	19 (34.5)	12 (17.4)	
Southern province	8 (14.5)	11 (15.9)	
Western province	5 (9.1)	1 (1.4)	
Kigali	23 (41.8)	40 (58.0)	
<b>Epilepsy characteristics</b>			
Age at first seizure (years)	n=49	n=48	
Mean ± SD	23.0 ± 16.4	15.9 ± 10.4	p=0.013
Median, min – max	20, 1 m – 60y	15, 1 m – 52 y	
Seizure frequency [n, %]	n=52 (100)	n=61 (100)	
0/month	46 (88.5)	50 (82.0)	p=0.8
1–2/month	4 (7.7)	7 (11.5)	
3–5/month	1 (1.9)	1 (1.6)	
6–29/month	1 (1.9)	3 (4.9)	
Seizure-type by onset [n, %]	n=50 (100)	n=57 (100)	
Focal onset	21 (42.0)	20 (31.1)	p=0.7
Focal to bilateral	17 (81.0)	19 (95.0)	
Generalized onset	23 (46.0)	29 (50.9)	
Motor tonic-clonic	21 (91.3)	25 (86.2)	
Unknown onset	4 (8.0)	7 (12.3)	
Motor tonic-clonic	2 (50.0)	7 (100)	
Unclassified onset	2 (4.0)	1 (1.8)	
EEG [n, %]	n=43 (100)	n=42 (100)	
Normal	9 (20.9)	11 (26.2)	p=0.74
Abnormal	30 (69.8)	26 (61.9)	
Results not available	4 (9.3)	5 (11.9)	

electrocardiogram. Laboratory investigations were performed in 46 PwE. ASM was prescribed as monotherapy to 22 PwE (40%) and as polytherapy to 33 PwE (60%). Three PwE were hospitalized during the retrospective observational period.

**Table 3** Annual DMC and DnMC, Unweighted and Weighted Mean and Relative Proportion of Each Cost Variable (in US\$)

Variable	Total				Health Insurance				Out-of-Pocket			
	n	Unweighted Mean (mean ± SD)	Weighted Mean (mean ± SD)	%	n	Unweighted Mean (mean ± SD)	Weighted Mean (mean ± SD)	%	n	Unweighted Mean (mean ± SD)	Weighted Mean (mean ± SD)	%
<b>DMC</b>												
Outpatient consultation	55	30.7 ± 14.2	30.7 ± 14.2	12	55	27.7 ± 11.9	27.7 ± 11.9	12	46	3.7 ± 2.4	3.0 ± 2.6	14
Technical investigations	43	16.0 ± 19.3	12.5 ± 18.5	5	43	14.4 ± 17.3	11.3 ± 16.6	5	37	1.8 ± 2.4	1.2 ± 2.2	5
Laboratory investigations	46	40.2 ± 41.1	33.6 ± 40.8	14	46	36.5 ± 36.8	30.4 ± 36.6	13	38	4.6 ± 5.1	3.2 ± 4.8	14
ASM	55	161.7 ± 111.4	161.7 ± 111.4	65	55	148.2 ± 103.0	148.2 ± 103.9	65	46	16.1 ± 11.1	13.5 ± 11.9	59
Hospitalization	3	139.7 ± 88.1	7.6 ± 46.2	3	3	113.0 ± 68.5	6.2 ± 37.0	3	3	26.7 ± 19.9	1.5 ± 9.3	6
Other	55	2.7 ± 0.7	2.7 ± 0.7	1	55	2.5 ± 0.7	2.5 ± 0.7	1	46	0.3 ± 0.1	0.2 ± 0.1	1
DMC total	55	248.8 ± 142.7	248.8 ± 144.0	100	55	226.1 ± 127.7	226.2 ± 128.9	100	46	27.0 ± 19.1	22.6 ± 20.4	100
<b>DnMC</b>												
DnMC biomedical care	66	76.3 ± 56.1	73.0 ± 57.5	52					68	76.3 ± 56.1	73.0 ± 57.5	52
Food/beverage	46	16.1 ± 13.1	10.7 ± 13.3	8					48	16.1 ± 13.1	10.7 ± 13.3	8
Accommodation	1	67.9 ± 0.0	1.0 ± 0.0	1					1	67.9 ± 0.0	1.0 ± 0.0	1
Transportation	65	65.1 ± 50.6	61.3 ± 51.8	44					65	62.1 ± 50.6	61.3 ± 51.8	44
DnMC traditional healer	30	155.5 ± 249.8	67.6 ± 185.0	48					30	155.5 ± 249.8	67.6 ± 185.0	48
DnMC total	69	142.7 ± 195.9	140.6 ± 196.6	100					69	142.7 ± 195.9	140.6 ± 196.6	100
<b>Total</b>			<b>389.4</b>				<b>226.2</b>				<b>163.2</b>	



**Figure 1** Univariate analysis of different variables, including inner bound (cross), lower and upper bound and the inner median quartile (box) in a Box and Whisker chart (x-axis: value in US\$ and y-axis different variables).

The observed, unweighted total mean annual DMC per PwE was  $248.8 \pm 142.7$  US\$ (Table 3) with an annual median cost of 217.8 US\$ (Supplementary Table 1). The unweighted OoP DMC per PwE was  $27.0 \pm 19.1$  US\$ with a median of 21.5 US\$.

### DnMC Biomedical Care

Over 12 months, PwE spent  $76.3 \pm 56.1$  US\$ (unweighted) on food, beverage, transportation, and accommodation (Table 3). The mean annual transportation cost for PwE from Kigali ( $n=40$ ) was 50.0 US\$ vs 121.4 US\$ for PwE from the provinces ( $n=29$ ). One patient needed accommodation to enable monthly visits.

Weighted mean and median biomedical OoP DnMC, were 73.0 and 61.2 US\$ respectively (Supplementary Table 2), which constituted up to 45% of total DnMC OoP for PwE.

### DnMC Traditional Healer Care

In total, 37/69 (53.6%) PwE, of whom 21 (56.8%) were male, sought traditional healer care on their own initiative, with 21/37 (56.8%) living in Kigali and 16/37 (43.2%) in the provinces. Thirty PwE reported a financial or in-kind contribution. The number of interactions in the past year varied between one-to-many times. One PwE paid with a goat, estimated at 46,490 RwF 2019 monetary value adjusted from 2014 prices.<sup>28</sup>

The mean unweighted annual non-biomedical care costs ( $n=30$ ) yielded  $155.5 \pm 249.8$  US\$, with one outlier of 1131.2 US\$. The median annual cost was 49.5 US\$ (Table 3).

After weighing of each variable, the mean and median were 67.6 and 21.5 US\$ respectively, around 41% of all OoP costs.

### Indirect Costs

Public transportation was the most commonly used means of transport by 59 (85.5%) PwE (Table 4). Mean  $\pm$  SD and median distance of aroundtrip to the clinic were  $83.2 \pm 92.1$  km and 40 km. Per visit, mean round trip travel time was  $4\text{h}42 \pm 3\text{h}00$  and mean time at the hospital was  $4\text{h}10\text{min} \pm 2\text{h}04\text{min}$ , including time for technical and laboratory investigations.

11 minutes were spent at the consultation. The mean and median total monthly time per visit exceeded 8 hours. We calculated a mean annual loss of 13.3 working days per patient over a one-year period.

## Cost Burden of DMC, DnMC and OoP in Relation to a Change in Frequency of Follow-Up Consultations

We estimated the cost of follow-up as from the second year onwards, using the scenarios of unchanged monthly frequency (currently monthly), two-monthly or bi-monthly interval (scenario A), and three-monthly or quarterly interval (scenario B) (see Figure 2).

After the first year of treatment and with visits occurring monthly, weighted total mean DMC, CBHI coverage and OoP for DMC, were 198.6, 181.2 and 17.5 US\$ respectively, representing a cost reduction of 20% compared to the first year of follow-up. Total OoP, including DMC and all DnMC, reduced only 3% to 158.2 US\$. For scenario A and B, total costs decreased by 12% and 18% respectively. DMC costs born by the CBHI were reduced by 6% and 9% in case of scenario A and scenario B, respectively.

Total OoP changed from 163.2 US\$ to 125.2 US\$ for scenario A and 106.2 US\$ for scenario B, representing a 23% and 35% reduction compared to current OoP costs (Figure 2). Traditional healer DnMC increased to 54% of OoP for scenario A and 64% for scenario B. At a 2019 GDP per capita of 820.025 US\$, OoP in the current follow-up schedule, and for scenario A and B represented 20%, 15% and 13% of total annual income, respectively.

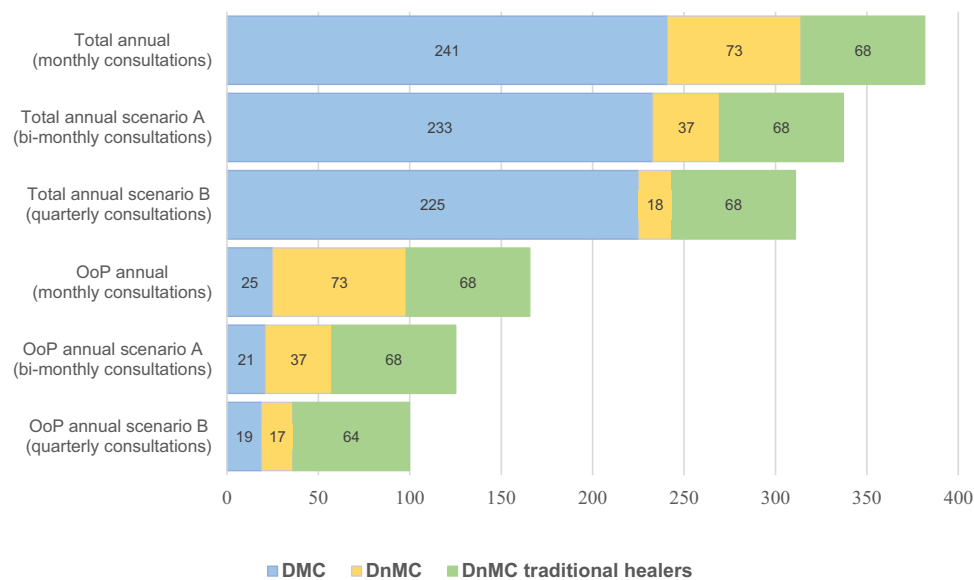
## Discussion

This cost of illness study in adult patients in a tertiary epilepsy center in Rwanda provides insight into the economic burden from individual and health insurance perspective.

**Table 4** Time Spent per Visit per Patient (Travel, Waiting Time, and Consultation)

Round Trip (km) (n=69)		Mode of transportation	Percentage
Mean $\pm$ SD	83.2 $\pm$ 92.1	Walking	5.8
Median (min-max)	40.4 (5–522)	Walking & public	4.3
		Public	85.5
		Private	4.3
<b>Travel Time (h) (n=69)</b>			
Mean time $\pm$ SD	4h42 $\pm$ 3h00		
Median (min-max)	4h00 (0h30 – 14h)		
<b>Waiting Time (h) (n=69)</b>			
Mean $\pm$ SD	4h10 $\pm$ 2h04		
Median (min-max)	4h00 (0h45 – 9h)		
Time consultation (min) (n=67)		Physician attending	Percentage
Mean time $\pm$ SD	11m $\pm$ 8m	Neurologist	13
Median (min-max)	10m (1–30m)	Psychiatrist	1
		General practitioner	86
<b>Time Totals (h) (n=69)</b>			
Mean time $\pm$ SD	8h59 $\pm$ 3h42		
Median (min-max)	9h07 (1h50 – 14h)		





**Figure 2** Changes in annual total and OoP cost burden in current monthly follow-up consultations, scenario A (bi-monthly consultations) and scenario B (quarterly consultations).

Our data add to other studies illustrating the high economic burden of epilepsy on patients, families, medical services, or society, with the total annual OoP patient contribution amounting to 20% of the GDP per capita.<sup>11–13</sup>

We estimated the weighted epilepsy specific annual total costs and DMC at 389.4 and 248.8 US\$, respectively. The patient OoP costs amount to 163.2 US\$. Only very few data on DMC in Africa are published.<sup>14,29</sup> The total DMC of epilepsy in Rwanda is higher than in LMICs, eg, Burundi, India, Colombia, Nigeria, Democratic Republic RC and Bhutan,<sup>11,14,15,30–32</sup> yet comparable to a study in Nigeria.<sup>29</sup>

After adjusting for inflation, great variability when comparing cost structure of DMC was observed, probably related to differences in local healthcare organization. For example, the DMC in the DRC found a low DMC of technical investigations as they were not available at the study site. In South-Africa, ASM was free of charge. Therefore, any comparison to our data is strenuous.

In Europe, highly variable mean annual direct cost for epilepsy was reported in 2011 with a mean annual cost of 5221 €, varying between 1715 € in Bulgaria to 10,246 € in Germany.<sup>33</sup>

## DMC

The outpatient consultation was most frequently performed by a general practitioner under supervision of the neurologists, which is not uncommon in a low resource setting.<sup>16</sup> The rate of technical investigations is comparable to those observed in the literature.<sup>22,34</sup> Laboratory costs up to 33.6US\$ during the first year of follow-up, were often required for ASM blood level measurement. In primary healthcare centers, ASM blood level testing is not available and therefore cost of epilepsy management at the referral center likely overestimated mean cost in primary and secondary settings.

Three patients (5.5%) were hospitalized, resulting in an unweighted OoP of 26.7 US\$, which constitutes 3% of GDP per capita. The burden of OoP costs for hospitalizations for individual patients is high, nonetheless on the total population, weighted cost only constituted 6% of the total OoP DMC. In our univariate analysis, hospitalization was a driver for DMC, which has also been observed in Europe and the US.<sup>35,36</sup>

The weighted annual mean ASM cost of 161.7 US\$ represented 65% of total annual DMC. As the study was conducted at a referral center, ASM cost may be higher compared to primary and secondary centers as a broad range of ASM is available at the center. Also, 60% of patients were on polytherapy, increasing ASM cost.<sup>37–39</sup> The contribution of ASM to DMC is similar to other countries, eg, 67% in Russia and 81% in Nigeria and has also been observed in other

LMIC such as India.<sup>14,16,20,21,40</sup> The cost associated with ASM in our study may be at the high end as we used pricing of the branded substance as a reference.<sup>39</sup>

## Biomedical DnMC

Biomedical DnMC amounted to 73.0US\$, with a median of 61.2US\$. The transportation costs were up to 84% of biomedical care DnMC, because of the long distance to be covered when seeking care at the tertiary neurology department. Our results were high compared to a study in Morocco with a mean transport cost per patient per year of 26.9 US\$.<sup>15</sup> The median cost of transportation was similar to 64.9 US\$ related to hospital visits in South Africa.<sup>32</sup>

The burden of biomedical DnMC and resulting OoP decreased substantially when we assumed a lower follow-up frequency. Future prospective studies could be considered to study epilepsy outcomes, treatment adherence, and costs to evaluate the impact of a lower visit frequency in PwE.

## Traditional Healers DnMC

More than 53% of PwE reported seeking traditional healer care, which is higher than 26% reported in 2005.<sup>5</sup> Non-biomedical care was not limited to PwE from rural areas, as 58.0% of PwE were from the urban region of Kigali. Similarly high numbers were reported in DRC and Uganda, at 48.8% and 34.8% respectively.<sup>21,41</sup> The variability in seeking traditional healer care among PwE in sub-Saharan Africa may be explained by country-related differences with 99.5% traditional healers in Ghana offering epilepsy care, to 62.6% healers in Nigeria, and less than 6% in Kenya.<sup>42</sup>

Annual traditional healer DnMC, all OoP costs, amounted to 41% of the total OoP cost, or 7.2% of the Rwandan GDP per capita.<sup>27</sup> This was lower compared to other LMIC, eg, Democratic Republic of Congo and Morocco.<sup>15,21</sup> Our data contained an outlier of more than 1100 US\$, adding to the variability of non-biomedical DnMC.<sup>43</sup> The role of traditional and faith healers in the management of epilepsy does require further investigations, especially as the DnMC in our study is high in contrast to the biomedical care pathway.<sup>44</sup>

## Indirect Costs

Indirect costs were not monetized, but we measured the burden of travel and waiting time.

The burden of hospital visit is highlighted by mean hospital time of 4 hours for one consultation of 11 minutes, in combination with a mean travel time of more than 4 hours. Similar observations have been made at different tertiary centers in other countries and may be related to the high number of patients seeking care at the tertiary health center. The “three long and a short” phenomenon has been proposed to explain this discrepancy: long registration time, long waiting time to see a doctor, long time waiting to be billed, and a short time spent seeing the doctor.<sup>45</sup>

Future studies addressing total costs including indirect costs (loss of productivity, loss of working days due to seizures) are highly needed.

## Study Limitations

We acknowledge several limitations to our study. The single center, mixed design with retrospectively collected DMC and cross-sectionally collected DnMC may have biased the results and is not representative for all PwE in Rwanda. For example, biomedical DnMC for transportation may have been underestimated as a higher proportion of patients was from Kigali region.

Cross-sectional studies are also subject to recall bias.<sup>30</sup> Our interviewers were trained to minimize errors in the collection of accurate data, nonetheless, we were not able to monetize DnMC related to, for example, social support, physiotherapy, etc.

Second, due to our inclusion and exclusion criteria, we were not able to account for costs of comorbidities or refractory epilepsy. Future studies should include PwE with comorbidities and refractory epilepsy, to allow for quantification of costs across subpopulations, which may be substantial.

Third, our study did account for biomedical epilepsy care outside the center, eg, health center visits in case of injuries after a seizure. Future studies need to include these costs, which undoubtedly will increase the total cost of illness as DMC is considered to be annually higher among persons with active seizures.<sup>46</sup>

The implementation of study protocols to quantify the health service use and cost of epilepsy should be adapted and tailored to an LMIC to improve the understanding of real burden of epilepsy, also in Rwanda.<sup>47</sup>

## Conclusions and Recommendations

This exploratory study demonstrated the high economic burden for adult PwE at a tertiary epilepsy center of epilepsy-specific DMC, biomedical DnMC and traditional healer DnMC. The annual OoP patient cost was nearly 20% of the GDP per capita. OoP DMC only represented 14% of annual epilepsy specific OoP, with biomedical care DnMC and traditional healer DnMC accounting for 45% and 41% of OoP, respectively.

Further prospective studies are warranted to document the cost of epilepsy in Rwanda and explore whether a reduction in the frequency of follow-up visits could result in a decrease of total and OoP DnMC together with the feasibility of a holistic and integrated decentralized epilepsy care.

To address the traditional healer OoP, a public health plan of epilepsy co-management with traditional healers is required as they hold a pivotal role for patients in their local communities.

## Abbreviations

ASM, anti-seizure medication; CBHI, community-based health insurance; DMC, Direct Medical Cost; DnMC, Direct non-Medical Cost; GDP, gross domestic product; LMIC, low- and middle-income countries; PwE, persons living with epilepsy; SSA, sub-Saharan Africa; US\$, United States dollar.

## Availability of the Data

The data supporting the findings of the study can be obtained on request from Dirk E Teuwen, corresponding author.

## Ethics Approval and Consent to Participate

The study protocol and data collection forms were reviewed and approved by the Ethical Review Committee of the CARAES neuro-psychiatric hospital (012/CNEC/2020). Data for the direct medical costs were collected electronically, and the names of the PwE were anonymized prior to data processing. Informed consent was obtained from all PwE in the study of the DnMC.

## Acknowledgments

The authors thank the PwE having participated in the non-medical cost survey and Emmanuel Ntakiyisumba, Solange Mukamazimpaka, Rosine Mukamusoni, Michel Nshimiyimana, staff at the CARAES Neuropsychiatry hospital, involved in the data collection. We thank Floribert Biziyaremye and Anna-Marie Teuwen for their support in data collection and cleaning.

## Author Contributions

All authors made a significant contribution to the work reported, whether to conception, study design, execution, acquisition of data, analysis, and interpretation, or to all of these. All took part in drafting, revising or critically reviewing the article, and gave final approval of the version to be published. Authors have agreed on the journal to which the article has been submitted and are accountable for all aspects of the work.

## Funding

This study was funded by Fracarita Belgium (Ghent, Belgium), the non-governmental organization supporting activities of the Brothers of Charity and by the UCB Corporate Societal Responsibility Fund (Brussels, Belgium). The study was in support to a Master in Health Economics and Pharmaco-Economics by the Universitat Pompeu Fabra (UPF) Barcelona School of Management (Barcelona, Spain) for AM.

## Disclosure

DET was an employee of UCB Pharma at the time of the study and is now retired. PD received consultancy fees from UCB Pharma, Merck and Novartis. PAMJB received speaker and consultancy fees from UCB Pharma, LivaNova, and Medtronic, and research grants from the same companies through his institution. The authors have no other competing interests. The abstract of this paper was presented at the 2021 7th Congress of the European Academy of Neurology (EAN) as a poster presentation reporting interim findings. The poster's abstract (EPO-250) was published in 'EAN 2021 Abstract Book. Eur J Neurol 2021;28S1,597 ([https://www.ean.org/fileadmin/user\\_upload/ean/congress-2021/EAN2021AbstractBook.pdf](https://www.ean.org/fileadmin/user_upload/ean/congress-2021/EAN2021AbstractBook.pdf).)

## References

- Saxena S, Li S. Defeating epilepsy: a global public health commitment. *Epilepsia Open*. 2017;2(2):153–155. doi:10.1002/epi4.12010
- Owolabi LF, Owolabi SD, Adamu B, Jibo AM, Alhaji ID. Epilepsy treatment gap in Sub-Saharan Africa: meta-analysis of community-based studies. *Acta Neurol Scand*. 2020;142(1):3–13. doi:10.1111/ane.13246
- Ngugi AK, Kariuki SM, Bottomley C, Kleinschmidt I, Sander JW, Newton CR. Incidence of epilepsy: a systematic review and meta-analysis. *Neurology*. 2011;77(10):1005–1012. doi:10.1212/WNL.0b013e31822cfc90
- Ngugi AK, Bottomley C, Kleinschmidt I, Sander JW, Newton CR. Estimation of the burden of active and life-time epilepsy: a meta-analytic approach. *Epilepsia*. 2010;51(5):883–890. doi:10.1111/j.1528-1167.2009.02481.x
- Yemadje LP, Houinato D, Quet F, Druet-Cabanac M, Preux PM. Understanding the differences in prevalence of epilepsy in tropical regions. *Epilepsia*. 2011;52(8):1376–1381. doi:10.1111/j.1528-1167.2011.03099.x
- Sebera F, Munyandamutsa N, Teuwen DE, et al. Addressing the treatment gap and societal impact of epilepsy in Rwanda—results of a survey conducted in 2005 and subsequent actions. *Epilepsy Behav*. 2015;46:126–132. doi:10.1016/j.yebeh.2015.03.028
- Dedeken P, Sebera F, Mutungirehe S, et al. High prevalence of epilepsy in Northern Rwanda: exploring gender differences. *Brain Behav*. 2021;11(11):e2377. doi:10.1002/brb3.2377
- Health service packages for public health facilities. Rwanda; 2017. Available from: [https://www.moh.gov.rw/fileadmin/user\\_upload/Moh/Publications/Legal\\_Framework/Public\\_health\\_Facilities\\_service\\_packages\\_in\\_Rwanda-1.pdf](https://www.moh.gov.rw/fileadmin/user_upload/Moh/Publications/Legal_Framework/Public_health_Facilities_service_packages_in_Rwanda-1.pdf). Accessed December, 2020.
- Van Steenkiste F, Sebera F, Nsanzabaganwa W, et al. An ambispective cohort study on treatment outcomes of patients with epilepsy in a tertiary epilepsy center in Rwanda and recommendations for improved epilepsy care. *Epilepsia Open*. 2019;4(1):123–132. doi:10.1002/epi4.12304
- Rabarison KM, Bish CL, Massoudi MS, Giles WH. Economic evaluation enhances public health decision making. *Front Public Health*. 2015;3:164. doi:10.3389/fpubh.2015.00164
- Wibecan L, Fink G, Tshering L, et al. The economic burden of epilepsy in Bhutan. *Trop Med Int Health*. 2018;23(4):342–358. doi:10.1111/tmi.13035
- Hong Z, Qu B, Wu XT, Yang TH, Zhang Q, Zhou D. Economic burden of epilepsy in a developing country: a retrospective cost analysis in China. *Epilepsia*. 2009;50(10):2192–2198. doi:10.1111/j.1528-1167.2009.02185.x
- Wagner RG, Bertram MY, Gómez-Olivé FX, et al. Health care utilization and out-patient, out-of-pocket costs for active convulsive epilepsy in rural northeastern South Africa: a cross-sectional survey. *BMC Health Serv Res*. 2016;16:208. doi:10.1186/s12913-016-1460-0
- Nsengiyumva G, Druet-Cabanac M, Nzisabira L, Preux PM, Vergnenègre A. Economic evaluation of epilepsy in Kiremba (Burundi): a case-control study. *Epilepsia*. 2004;45(6):673–677. doi:10.1111/j.0013-9580.2004.36303.x
- Kissani N, Benkhadda S, Arkha S, Louhab N. Le coût de l'épilepsie dans la ville de Marrakech et sa région [the cost of epilepsy in Marrakech city and its area]. *AMEEJ*. 2016;5(1):21–24.
- Krishnan A, Sahariah SU, Kapoor SK. Cost of epilepsy in patients attending a secondary-level hospital in India. *Epilepsia*. 2004;45(3):289–291. doi:10.1111/j.0013-9580.2004.63102.x
- Nyandwi A, Umuhzoza S, Uwairaye P, Musange SF. Towards sustainability if the community-based health insurance in Rwanda: successes, challenges, and opportunities. SPARC Africa; 2021. Available from: <https://sparc.africa/2021/09/towards-sustainability-of-The-community-based-health-insurance-in-rwanda-successes-challenges-and-opportunities/>. Accessed November 25, 2022.
- Lu C, Chin B, Lewandowski JL, et al. Towards universal health coverage: an evaluation of Rwanda Mutuelles in its first eight years. *PLoS One*. 2012;7(6):e39282. doi:10.1371/journal.pone.0039282
- Woldemichael A, Gurara D, Shimeles A. The impact of community based health insurance schemes on out-of-pocket healthcare spending: evidence from Rwanda. IMF WORKING PAPERS; 2019. Available from: <https://www.imf.org/-/media/Files/Publications/WP/2019/WPIEA2019038.ashx>. Accessed November 25, 2022.
- Ezeala-Adikaibe B, Onwuekwe I, Ekenze S, Achor J, Onwukwe J. Estimated direct cost of treating epilepsy per month in Southeast Nigeria. *Internet J Neurol*. 2009;13:1.
- Siewe Fodjo JN, Mandro M, Wonya'rossi D, et al. Economic burden of epilepsy in rural Ituri, democratic Republic of Congo. *EClinicalMedicine*. 2019;9:60–66. doi:10.1016/j.eclinm.2019.03.010
- Liu J, Liu Z, Meng F. The economic burden of epilepsy in a sample of people with epilepsy in China. *Epilepsy Res*. 2013;103(2–3):288–293. doi:10.1016/j.eplepsyres.2012.07.015
- Fisher RS, Cross JH, D'Souza C, et al. Instruction manual for the ILAE 2017 operational classification of seizure types. *Epilepsia*. 2017;58(4):531–542. doi:10.1111/epi.13671
- Fisher RS, Cross JH, French JA, et al. Operational classification of seizure types by the international league against epilepsy: position paper of the ILAE commission for classification and terminology. *Epilepsia*. 2017;58(4):522–530. doi:10.1111/epi.13670
- Pato Pato A, Cebrián Pérez E, Cimas Hernando I, Lorenzo González JR, Rodríguez Constenla I, Gude Sampedro F. Analysis of direct, indirect, and intangible costs of epilepsy. *Neurologia*. 2011;26(1):32–38. doi:10.1016/j.nrl.2010.10.002
- Chin JH. Epilepsy treatment in sub-Saharan Africa: closing the gap. *Afr Health Sci*. 2012;12(2):186–192. doi:10.4314/ahs.v12i2.17
- World Bank GDP per Capita; 2020 Available from: <https://data.worldbank.org/country/rwanda?view=chart>. Accessed November 25, 2020.

28. Rwembeho S. Goat meat prices up. *New Times*; December 03, 2014. Available from: <https://www.newtimes.co.rw/article/113868/News/goat-meat-prices-up#:~:text=A%20medium%2Dsize%20goat%20is,most%20places%20in%20the%20province>. Accessed December, 2020.
29. Sanya EO, Kolo PM, Adekeye A, Mustapha K, Ademiluyi BA, Ajayi K. Cost of epilepsy care in a Nigerian tertiary hospital. *Niger Postgrad Med J*. 2013;20(4):266–271.
30. Ughasoro MD, Onwujekwe OE, Ojinnaka NC. Economic cost of treatment of childhood epilepsy in Enugu, southeast Nigeria. *Int J Technol Assess Health Care*. 2014;30(4):469–474. doi:10.1017/S0266462314000518
31. Fandiño-Franky J, Silfvenius H. World-wide disparities in epilepsy care: a Latin American outlook. *Epilepsia*. 1999;40(Suppl 8):48–54. doi:10.1111/j.1528-1157.1999.tb00948.x
32. Wagner RG, Kabudula CW, Forsgren L, et al. Epilepsy care cascade, treatment gap and its determinants in rural South Africa. *Seizure*. 2020;80:175–180. doi:10.1016/j.seizure.2020.06.013
33. Gustavsson A, Svensson M, Jacobi F, et al. Cost of disorders of the brain in Europe 2010. *Eur Neuropsychopharmacol*. 2011;21(10):718–779. doi:10.1016/j.euroneuro.2011.08.008
34. Guerrini R, Battini R, Ferrari AR, et al. The costs of childhood epilepsy in Italy: comparative findings from three health care settings. *Epilepsia*. 2001;42(5):641–646. doi:10.1046/j.1528-1157.2001.27300.x
35. Quintana M, Fonseca E, Sánchez-López J, et al. The economic burden of newly diagnosed epilepsy in Spain. *Epilepsy Behav*. 2021;125:108395. doi:10.1016/j.yebeh.2021.108395
36. Begley C, Wagner RG, Abraham A, et al. The global cost of epilepsy: a systematic review and extrapolation. *Epilepsia*. 2022;63(4):892–903. doi:10.1111/epi.17165
37. Haroon A, Tripathi M, Khanam R, Vohora D. Antiepileptic drugs prescription utilization behavior and direct costs of treatment in a national hospital of India. *Ann Indian Acad Neurol*. 2012;15(4):289–293. doi:10.4103/0972-2327.104338
38. Sarangi SC, Kaur N, Tripathi M. Need for pharmaco-economic consideration of antiepileptic drugs monotherapy treatment in persons with epilepsy. *Saudi Pharm J*. 2020;28(10):1228–1237. doi:10.1016/j.jsps.2020.08.013
39. Beghi E, Garattini L, Ricci E, Cornago D, Parazzini F; EPICOS Group. Direct cost of medical management of epilepsy among adults in Italy: a prospective cost-of-illness study (EPICOS). *Epilepsia*. 2004;45(2):171–178. doi:10.1111/j.0013-9580.2004.14103.x
40. Guekht A, Mizinova M, Kaimovsky I, Danilenko O, Bianchi E, Beghi E. The direct costs of epilepsy in Russia. A prospective cost-of-illness study from a single center in Moscow. *Epilepsy Behav*. 2016;64:122–126. doi:10.1016/j.yebeh.2016.08.031
41. Rutebemberwa E, Ssemugabo C, Tweheyo R, Turyagaruka J, Pariyo GW. Biomedical drugs and traditional treatment in care seeking pathways for adults with epilepsy in Masindi district, Western Uganda: a household survey. *BMC Health Serv Res*. 2020;20(1):17. doi:10.1186/s12913-019-4879-2
42. Esan O, Appiah-Poku J, Othieno C, et al. A survey of traditional and faith healers providing mental health care in three sub-Saharan African countries. *Soc Psychiatry Psychiatr Epidemiol*. 2019;54(3):395–403. doi:10.1007/s00127-018-1630-y
43. Anand P, Othon GC, Sakadi F, et al. Guinea epilepsy project. Epilepsy and traditional healers in the Republic of Guinea: a mixed methods study. *Epilepsy Behav*. 2019;92:276–282. doi:10.1016/j.yebeh.2019.01.017
44. Kissani N, Cherkaoui Rhazouani O, Souirti Z, et al. Epilepsy in Morocco: realities, pitfalls and prospects. *Epilepsia Open*. 2020;6(1):13–21. doi:10.1002/epi4.12440
45. Chao J, Lu B, Zhang H, Zhu L, Jin H, Liu P. Healthcare system responsiveness in Jiangsu Province, China. *BMC Health Serv Res*. 2017;17(1):31. doi:10.1186/s12913-017-1980-2
46. Moura LMVR, Karakis I, Zack MM, Tian N, Kobau R, Howard D. Drivers of US health care spending for persons with seizures and/or epilepsies, 2010–2018. *Epilepsia*. 2022;63:2144–2154. doi:10.1111/epi.17305
47. Tulleners R, Blythe R, Dionisio S, Carter H. Resource use and costs associated with epilepsy in the Queensland hospital system: protocol for a population-based data linkage study. *BMJ Open*. 2021;11(12):e050070. doi:10.1136/bmjopen-2021-050070

## Publish your work in this journal

ClinicoEconomics and Outcomes Research is an international, peer-reviewed open-access journal focusing on Health Technology Assessment, Pharmacoeconomics and Outcomes Research in the areas of diagnosis, medical devices, and clinical, surgical and pharmacological intervention. The economic impact of health policy and health systems organization also constitute important areas of coverage. The manuscript management system is completely online and includes a very quick and fair peer-review system, which is all easy to use. Visit <http://www.dovepress.com/testimonials.php> to read real quotes from published authors.

Submit your manuscript here: <https://www.dovepress.com/clinicoeconomics-and-outcomes-research-journal>